

## EQUIPMENT REQUIREMENTS

As per Revised BDS Course Regulations, 2007

Department: **Oral Medicine and Radiology**

Name	Specification	Quantity		Details on College Website	Adequate / Inadequate
		50 Intake	100 Intake		
	(Space allocation for each dental chair 100 Sq.Ft. in all the Departments)				
Dental Chairs and Units	Electrically operated, Spittoon attachment, Halogen Light with 2 intensity, Air Ventry Suction, X-Ray viewer, 3 way syringe, instrument tray, Dental Operator's Stool with height adjustment	6	12	12	Adequate
Panoramic X-Ray with Cephalometric	Preferably digital	1	1	1	Adequate
Intra Oral X-ray Unit	70 KV, 8 mA, high frequency preferably Digital timer	2	3	3	Adequate
Pulp testers	Digital			3	Adequate
Automatic periapical X-ray Developer		1	1	1	Adequate
Automatic Panoramic with Cephalometric X-ray Developer		1	1	1	Adequate
X-ray viewer	For Panoramic and Cephalometric films	2	2	2	Adequate
Radiovisiography	Digital Intra X-ray system with one Sensor and Software	1	1	1	Adequate
General X-ray Unit		1	1	1	Adequate
Ortho Pantmograph	Preferably digital	1	1	1	Adequate
Automatic Developers / Dark Room		1	2	2	Adequate
Lead aprons		2	2	2	Adequate
Lead Gloves		1	1	1	Adequate
X-ray Hangers		6	6	6	Adequate
X-ray Viewers		2	2	2	Adequate
Diagnostic Kits	Mouth mirror, dental probe, college tweezers	20	40	40	Adequate
Lead Screen		1	1	1	Adequate
Biopsy Kit		1	1	1	Adequate
Autoclave	Having wet and dry cycle, which can achieve 135°C with minimum capacity of 20 liters	1	2	2	Adequate
Computers	Minimum Pentium – IV	1	1	1	Adequate
Intra Oral Camera	With High resolution	1	1	1	Adequate
Needle Burner with Syringe Cutter		2	2	2	Adequate

S. M.  
Dean

M.G.M. Dental College and Hospital,  
Kamoth, Naraina, New Delhi 110 029

Department: **Oral Pathology and Oral Microbiology**

Name	Specification	Quantity		Details on College Website	Adequate / Inadequate
		50 Intake	100 Intake		
Dental Chairs and Units	With shadowless lamp, spittoon, 3 way syringe, instrument tray and suction	1	2	2	Adequate
Microscopes		20	40	55	Adequate
Microtome		1	1	1	Adequate
Wax bath		1	1	1	Adequate
Water bath		1	1	1	Adequate
Knife sharpener		1	1	1	Adequate
Hot plate		1	1	1	Adequate
Spencer Knife		1	1	1	Adequate

Department: **Public Health Dentistry**


Name	Specification	Quantity		Details on College Website	Adequate / Inadequate
		50 Intake	100 Intake		
Dental Chairs and Units	Electrically operated, Spittoon attachment, Halogen Light with 2 intensity, Air Ventury suction, micromotor control light cure 3 way syringe, X-ray viewer, instrument tray Dental Operators stool with height adjustment with shadowless lamp, spittoon, 3 way syringe, instrument tray and suction, micromotor, airtor, light cure	8	16	16	Adequate
Autoclaves	Having wet and dry cycle, which can achieve 135 <sup>0</sup> C with minimum capacity of 20 liters	1	2	2	Adequate
Ultrasonic cleaner	Minimum capacity 13 litres with mesh bucket with digital timer	1	2	2	Adequate
Needle burner with syringe cutter		2	4	4	Adequate
MOBILE CLINIC					
Mobile dental van	Mobile dental van with two dental chairs with all the attachments and adequate sitting space for 15 to 20 people		Available	Available	Adequate
Dental chair with unit	Hydraulically operated with spittoon attachment, halogen light with 2 intensity, air ventury suction, airtor, micromotor, 3 way-scaler and light cure, x-ray viewer, instrument tray, operating stool	2	Available	Available	Adequate
Autoclaves	Having wet and dry cycle, which can achieve 135 <sup>0</sup> C with minimum capacity of 20 liters	1	1	1	Adequate
Intraoral x-ray	Portable, 70 KV, 8 mA	1	1	1	Adequate
Glass bead sterilisers		1	1	1	Adequate
Compressor	1.25 HP	1	1	1	Adequate
Metal Cabinet	With wash basin	1	1	1	Adequate
Portable dental chair	Suitcase unit with airtor, micromotor, scaler and compressor 0.25 HP	2	2	2	Adequate
Stabiliser	4 KV	1	1	1	Adequate
Generator	4 KV	1	1	1	Adequate
Water tank	400 ltrs	1	1	1	Adequate
Oxygen cylinder		1	1	1	Adequate
Public address system		1	1	1	Adequate

*S. S.*

TV and video cassette player		1	1	1	Adequate
Demonstration models		1	1	1	Adequate

Department: Paediatric and Preventive Dentistry


Name	Specification	Quantity		Details on College Website	Adequate / Inadequate
		50 Intake	100 Intake		
Dental Chairs and Units	Electrically operated, Spittoon attachment, Halogen Light with 2 intensity, high power motorized evacuation system, Air rotor with miniature, Airrotor HPS, Micro motor with miniature contrangle Hand piece, 3 way syringe, ultrasonic sealer with 3 tips, Light cure unit LED based heat free, X-ray viewer, instrument tray Dental Operator's stool with height adjustment (Pedo chair preferred)	10	20	20	Adequate
Autoclaves	Having wet and dry cycle, which can achieve 135 <sup>0</sup> C with minimum capacity of 20 liters	1	2	2	Adequate
Ultrasonic cleaner	Minimum capacity 13 liters with mesh bucket with digital timer	1	2	2	Adequate
Needle Burner with syringe cutter		2	3	3	Adequate
Amalgamator		1	1	1	Adequate
Pulp Tester Digital		1	1	1	Adequate
Rubber dam kit for pedo		3	5	5	Adequate
Apex locator		1	1	1	Adequate
Endo motor	With torque control HPs	1	1	1	Adequate
Injectable gutta percha with condensation		1	1	1	Adequate
Radiovisiography	Digital intra X-ray system with pedo sensor and software	1	1	1	Adequate
Intra Oral Camera	With high resolution	1	1	1	Adequate
Scale instruments		5	10	10	Adequate
Restorative instruments		5	10	10	Adequate
Extraction forceps		5	10	10	Adequate
Intra-oral X-ray		1	1	1	Adequate
Automatic Developer		1	1	1	Adequate
Computer	Minimum Pentium – IV	1	1	3	Adequate
<b>PEDO LAB</b>					
Plaster dispenser	One each for plaster and stone plaster	2	2	2	Adequate
Model Trimmer	With diamond disc	1	1	1	Adequate
Model Trimmer	Double disc one diamond and one carborandam disc	1	1	1	Adequate
Welder with soldering attachments		1	1	1	Adequate
Vibrator		2	2	2	Adequate
Lab micro motor	Heavy duty with Hps	2	3	3	Adequate
Dental Lathe		1	1	1	Adequate
Model Trimmer		1	1	1	Adequate

  
M.G.M. Dental College and Hospital,  
Kamothe, Navi Mumbai 410 209.

Steam cleaner		1	1	1	Adequate
Pressure moulding machine		1	1	1	Adequate
Carborandum disc		1	1	1	Adequate
Diamond disc		1	1	1	Adequate

Department: **Orthodontics**

Name	Specification	Quantity		Details on College Website	Adequate / Inadequate
		50 Intake	100 Intake		
Dental Chairs and Units	Electrically operated, Spittoon attachment, Halogen Light with 2 intensity, Air Ventury suction, micromotor control light cure 3 way syringe, X-ray viewer, instrument tray Dental Operators stool with height adjustment	9	18	18	Adequate
Unit mount scaler		3	5	5	Adequate
Autoclave	Having wet and dry cycle, which can achieve 135 <sup>o</sup> C with minimum capacity of 20 liters	1	2	2	Adequate
Ultrasonic cleaner	Minimum capacity 13 litres with mesh bucket with digital timer	1	2	2	Adequate
ORTHO LAB					Adequate
Plaster dispenser	One each for plaster and stone plaster	2	2	2	Adequate
Vibrator		2	2	2	Adequate
Model Trimmer		1	2	2	Adequate
Micromotor	Heavy duey	2	4	4	Adequate
Lathe		1	2	2	Adequate
X-ray viewers		2	2	2	Adequate
OPG cephalostat	with If available in radiology its is adequate	1	1	1	Adequate
Welders		2	4	4	Adequate
Blue Torch		1	1	1	Adequate
Base Formers		2	4	4	Adequate
Typodont		2	4	4	Adequate
Set of pliers		5	10	10	Adequate
Welder with soldering attachments		1	1	1	Adequate
Hydro solder		1	1	1	Adequate
Typhodont articulator	With metal teeth wax rim of Class I, II, III	3	4	4	Adequate
Pressure moulding machine		1	1	1	Adequate

  
 Dean  
 M.G.M. Dental College and Hospital,  
 Kamothe, Navi Mumbai 410 209.

Department: **Periodontology**

Name	Specification	Quantity		Details on College Website	Adequate / Inadequate
		50 Intake	100 Intake		
Dental Chairs and Units	Electrically operated, Spittoon attachment, Halogen Light with 2 intensity, high power evacuation system, Air Ventury suction, X-ray viewer, Airrotor, Micromotor with straight and contrangle Handpiece, with shadowless lamp, spittoon, 3 way syringe, Ultrasonic sealer with 3 tips, X-ray viewer, instrument tray Dental Operators stool with height adjustment	17	34	34	Adequate
Scaling instrument sets		5	10	10	Adequate
Surgical instrument sets		3	6	6	Adequate
Autoclave	Having wet and dry cycle, which can achieve 135 <sup>0</sup> C with minimum capacity of 20 liters	2	3	3	Adequate
Ultrasonic scaler	Minimum capacity 13 litres with mesh bucket	1	2	2	Adequate
Electro surgical cautery		1	1	1	Adequate
Needle burner with syringe cutter		4	4	4	Adequate
LASER	Soft tissue laser	1	1	1	Adequate
Surgical motor with physio dispenser		1	1	1	Adequate

Department: **Conservative Dentistry and Endodontics**


Name	Specification	Quantity		Details on College Website	Adequate / Inadequate
		50 Intake	100 Intake		
Dental Chairs and Units	Electrically operated, Spittoon attachment, Halogen Light with 2 intensity, high power evacuation system, Air Ventury suction, X-ray viewer, Airrotor, Micromotor with straight and contrangle Handpiece, with shadowless lamp, spittoon, 3 way syringe, Ultrasonic sealer with 3 tips, X-ray viewer, instrument tray Dental Operators stool with height adjustment	17	34	34	Adequate
Rubber dam kits		4	6	6	Adequate
Restorative instruments kits		5	10	10	Adequate
R.C.T. instrument kits		5	10	10	Adequate
Autoclave	Having wet and dry cycle, which can achieve 135 <sup>0</sup> C with minimum capacity of 20 liters	2	3	3	Adequate
Ultrasonic cleaner	Minimum capacity 13 litres with mesh bucket	1	2	2	Adequate
Needle Burner with Syringe Cutter		3	4	4	Adequate
Amalgamator	With auto proportion, auto dispenser	2	3	3	Adequate
Rubber dam kits		4	6	6	Adequate
Pulp Tester Digital		2	4	4	Adequate
Apex locator		1	2	2	Adequate
Glass bead sterilizers		4	6	6	Adequate

  
 M.G.M. Dental College and Hospital,  
 Kamothe, Navi Mumbai 410 209.

Plaster dispenser		2	2	2	Adequate
Vibrator		1	2	2	Adequate
Ceramic Unit		1	1	1	Adequate
Casting machine		1	1	1	Adequate
Intra-oral X-ray Unit	Proper radiation safety	1	1	1	Adequate
Automatic Developer		1	1	1	Adequate
Radiovisiography	RVG with Computer	1	1	1	Adequate
Endo motor	With torque control Hps	1	1	1	Adequate
Bleaching Unit		1	1	1	Adequate
Magnification loops		1	2	2	Adequate
Injectable gutta percha		1	2	2	Adequate
PHANTOM LAB UNIT	Phantom Table fitted with Halogen Operating Light Phantom Head body type neck joint for all the movement, TMJ movement, Modular with Air rotor, Micro motor with contra angle Hps, 3 way syringe, jaw with ivory teeth, preferably soft gingival, dental operator's stool ( <u>not to use extracted or cadaver teeth</u> ).	30	60	60	Adequate

#### Chemical Laboratory

Name	Specification	Quantity		Details on College Website	Adequate / Inadequate
		50 Intake	100 Intake		
Plaster Dispenser	One each for plaster and stone plaster	2	2	2	Adequate
Model Trimmer	Carborandum disc	1	1	1	Adequate
	Diamond disc	1	1	1	Adequate
Lathe	Heavy Duty	1	2	2	Adequate
Lab Micromotor	With heavy duty handpiece	2	3	3	Adequate
Ultrasonic cleaner	Minimum capacity 5 litres	1	1	1	Adequate
Spindle Grinder		1	1	1	Adequate
Vibrator		1	2	2	Adequate
Burnout furnace		1	1	1	Adequate
Porcelain furnace		1	1	1	Adequate
Sandblasting Machine		1	1	1	Adequate
Lab Airotor		1	1	1	Adequate
Pindex System		1	1	1	Adequate
Circular saw		1	1	1	Adequate
Vacuum mixer		1	1	1	Adequate
Pneumatic chisel		1	1	1	Adequate
Casting machine	Motor cast / induction casting preferred	1	1	1	Adequate

  
 Dean  
 M.G.M. Dental College and Hospital,  
 Kamothe, Navi Mumbai 410 209.

Department: **Oral & Maxillofacial Surgery**

A) Exodontia

Name	Specification	Quantity		Details on College Website	Adequate / Inadequate
		50 Intake	100 Intake		
Dental Chairs and Units	Electrically operated, Spittoon attachment, Halogen Light with 2 intensity, Air Ventury suction, X-ray viewer, 3 way syringe, instrument tray Dental Operators stool and height adjustment and suction, Micromotor / Airotor	15	30	30	Adequate
Autoclave	Having wet and dry cycle, which can achieve 135 <sup>0</sup> C with minimum capacity of 20 liters	2	2	2	Adequate
Ultrasonic cleaner	Minimum capacity 13 litres with mesh bucket	1	2	2	Adequate
Needle Burner with Syringe Cutter		4	6	6	Adequate
Extraction forceps sets	Complete set	10	20	20	Adequate
Dental elevators	Complete set	5	10	10	Adequate
Minor Oral Surgery kits		3	6	6	Adequate
Emergency drugs tray		1	1	1	Adequate
Oxygen cylinder with mask		1	1	1	Adequate
X-ray viewers		2	2	2	Adequate
Computer	Minimum Pentium – IV	1	1	1	Adequate

B) Minor Surgery


Name	Specification	Quantity		Details on College Website	Adequate / Inadequate
		50 Intake	100 Intake		
Dental Chairs and Units	Electrically operated, Spittoon attachment, Halogen Light with 2 intensity, high power evacuation system, Air ventury suction, X-ray viewer, Airrotor, Micromotor with straight and contra-angle Handpiece, 3 way syringe, instrument tray Dental Operators stool and height adjustment and suction.	3	5	5	Adequate

Department: **Prosthodontics and Crown & Bridge**

Name	Specification	Quantity		Details on College Website	Adequate / Inadequate
		50 Intake	100 Intake		
Dental Chairs and Units	Electrically operated, Spittoon attachment, Halogen Light with 2 intensity, high power evacuation system, Air Ventury suction, X-ray viewer, Airrotor, Micromotor with straight and contrangle Handpiece, 3 way syringe, Ultrasonic sealer with 3 tips, Light cure unit, instrument tray and suction, Dental Operators stool with height adjustment	17	34	34	Adequate
Semi-adjustable articulator	With face bow	2	2	2	Adequate
Extra oral / intra oral tracer		2	2	2	Adequate
Dewaxing unit		1	2	2	Adequate

*S. S. Kan*  
M.G.M. Dental College and Hospital,  
Kamothe, Navi Mumbai 410 209.


Curing unit		1	2	2	Adequate
Dental casting machine		1	1	1	Adequate
Wax burnout furnace		1	1	1	Adequate
Pre heating furnace		1	1	1	Adequate
Surveying unit		1	2	2	Adequate
Heavy duty hand piece	Lab micromotors	3	4	4	Adequate
Autoclave	Having wet and dry cycle, which can achieve 135°C with minimum capacity of 20 liters	1	2	2	Adequate
Needle Burner with Syringe Cutter		1	2	2	Adequate
Plaster dispenser	One each for plaster and stone plaster	2	2	2	Adequate
Model Trimmer with Carborandum disc		1	1	1	Adequate
Model Trimmer with diamond disc		1	2	2	Adequate
Acryliser		2	3	3	Adequate
Lathe		1	2	2	Adequate
Flask press		4	4	4	Adequate
Deflasking unit		4	4	4	Adequate
Dewaxing unit		2	3	3	Adequate
Hydraulic Press		2	3	3	Adequate
Mechanical Press		1	2	2	Adequate
Vacuum mixing machine		1	1	1	Adequate
Lab Micro motor	With heavy duty handpiece	3	4	4	Adequate
Curing pressure pot		1	1	2	Adequate
Porcelain furnace		1	2	2	Adequate
Vibrator		1	2	2	Adequate
Sandblasting unit		2	2	5	Adequate
Ultrasonic cleaner		1	2	2	Adequate
Model Trimmer		2	4	8	Adequate
Hot water sterilizer		1	2	3	Adequate
Geyser	Compound bath	1	2	5	Adequate
H.P. grinder with suction		2	3	3	Adequate
Heavy duty lathe		2	2	2	Adequate
Phantom heads		50	50	50	Adequate
Pre-clinical working tables	Gas connection & Bunsen burner	50	100	100	Adequate

  
M.G.M. Dental College and Hospital,  
Kamothe, Navi Mumbai 410 209.



**Ceramic and Cast Partial Laboratory**

Name	Specification	Quantity		Details on College Website	Adequate / Inadequate
		50 Intake	100 Intake		
Plaster dispenser	One each for plaster and stone plaster	2	2	2	Adequate
Duplicator		1	1	1	Adequate
Pindex System		1	1	1	Adequate
Circular saw		1	1	1	Adequate
Burnout furnace		1	1	1	Adequate
Sandblasting Machine	With two containers	1	1	1	Adequate
Electro polisher		1	1	1	Adequate
Model Trimmer with Carborandum disc		1	1	1	Adequate
Model Trimmer with diamond disc		1	1	1	Adequate
Induction casting machine		1	1	1	Adequate
Programmable porcelain furnace with vacuum pump with instrument kit and material kit		1	1	1	Adequate
Spot welder with soldering attachment of cable		1	1	1	Adequate
Vacuum mixing machine		1	1	1	Adequate
Steam Cleaner		1	1	1	Adequate
Spindle Grinder 24000 rpm with vacuum suction		1	1	1	Adequate
Wax heater		1	1	1	Adequate
Wax carver		1	1	1	Adequate
Curing pressure pot		1	1	1	Adequate
Milling machine		1	1	1	Adequate
Heavy duty lathe with suction		1	1	1	Adequate
Preheating furnace		1	1	1	Adequate
Palatal trimmer		1	1	1	Adequate
Ultrasonic cleaner	5 liters capacity	1	1	1	Adequate
Composite curing unit		1	1	1	Adequate
Micro surveyor		1	1	1	Adequate
Pre-clinical Prosthetic Laboratory	Work table preferably complete stainless steel fitted with light, Bunsen burner, air blower, working stool. Adequate number of lab micro motor with attached hand piece.	30 10	60 20	60 20	Adequate
Plaster room for pre-clinical work					Adequate
Plaster dispenser	One each for plaster and stone	2	2	2	Adequate
Vibrator		2	2	2	Adequate
Lathe		2	2	2	Adequate
Model Trimmer		1	1	1	Adequate
Carborandum Disc		1	1	1	Adequate
Diamond disc		1	1	1	Adequate


  
 M.G.M. Dental College and Hospital,  
 Kamothe, Navi Mumbai 410 209.

## EQUIPMENT REQUIREMENTS


As per MDS Course Regulations, 2017

Department: **Prosthodontics and Crown & Bridge**

Name	Specification	Quantity		Details on College Website	Adequate / Inadequate
		1 Unit	2 Units		
Electrical Dental Chairs and Units	With shadowless lamp, spittoon, 3 way syringe, instrument tray and motorized suction, micromotor and airtor attachment with handpieces	One Chair and unit per PG student and two chairs with unit for the faculty		12	Adequate
		6	12	6	Adequate
Articulators – semi adjustable/ adjustable with face bow		2	4	2	Adequate
Micromotor – (Lab Type can also be attached (fixed) to wall		2	2	2	Adequate
Ultrasonic scaler		2	2	2	Adequate
Light cures		2	2	2	Adequate
Hot air oven		1	1	1	Adequate
Autoclave		2	2	2	Adequate
Surveyor		2	2	2	Adequate
Refrigerator		1	1	1	Adequate
X-ray viewer		1	2	1	Adequate
Pneumatic, Crown bridge remover		2	3	2	Adequate
Needle destroyer		1	2	1	Adequate
Intra oral camera		1	1	1	Adequate
Digital SLR camera		1	1	1	Adequate
Computer with internet connection with attached printer and scanner		1	1	1	Adequate
LCD projector		1	1	1	Adequate
<b>Clinical Lab for Prosthetics</b>					
Plaster dispenser		2	2	2	Adequate
Model trimmer with carborandum Disc		1	2	1	Adequate
Model trimmer with diamond disc		1	2	1	Adequate
High speed lathe		2	3	2	Adequate
Vibrator		2	4	2	Adequate
Acrylizer		1	2	1	Adequate
Dewaxing unit		1	2	1	Adequate
Hydraulic press		1	1	1	Adequate
Mechanical press		1	1	1	Adequate
Vacuum mixing machine		1	1	1	Adequate
Micro motor lab type		2	3	2	Adequate
Curing pressure pot		1	1	1	Adequate
Pressure molding machine		1	1	1	Adequate
<b>Chrome – Cobalt Lab Equipment</b>					
Duplicator		1	1	1	Adequate
Pindex system		1	1	1	Adequate
Burn-out furnace		1	1	1	Adequate
Welder		1	1	1	Adequate
Sandblaster	Micro and macro	1	1	1	Adequate
Electro – polisher		1	1	1	Adequate
Model trimmer with carborandum disc		1	1	1	Adequate

  
**M.G.M. Dental College and Hospital,**  
 Kamothe, Near Mumbai 410 209.

Model trimmer with diamond disc		1	1	1	Adequate
Model trimmer with double disc (one Carborandum and one diamond disc)		1	1	1	Adequate
Casting machine, motor cast with the safety door closure, gas blow torch with regulator		1	1	1	Adequate
Dewaxing furnace		1	1	1	Adequate
Induction casting machine with vacuum pump, capable of casting titanium chrome cobalt precision metal		1	1	1	Adequate
Spot welder with soldering, attachment of cable		1	1	1	Adequate
Steam cleaner		1	1	1	Adequate
Vacuum mixing machine		1	1	1	Adequate
Spindle grinder 24,000 ROM with vacuum suction		1	1	1	Adequate
Wax heater		2	3	2	Adequate
Wax carvers (Full PKT Set)		2	3	2	Adequate
Milling machine		1	1	1	Adequate
Stereo microscope		1	1	1	Adequate
Magnifying work lamp		1	1	1	Adequate
Heavy duty lathe with suction		1	1	1	Adequate
Preheating furnace		1	1	1	Adequate
Dry model trimmer		1	1	1	Adequate
Die cutting machine		1	2	1	Adequate
Ultrasonic cleaner		1	1	1	Adequate
Composite curing unit		1	1	1	Adequate
<b>Ceramic Lab Equipment</b>					
Fully programmable porcelain furnace with vacuum pump		1	1	1	Adequate
Ceramic kit (instruments)		3	3	3	Adequate
Ceramic materials (kit)		1	1	1	Adequate
Ceramic polishing kit		2	2	2	Adequate
<b>Implant Equipment</b>					
Electrical dental chair and unit		1	1	1	Adequate
Physio dispenser		1	1	1	Adequate
Implant kit	Minimum 2 systems	2	2	2	Adequate
Implants		10	10	10	Adequate
Prosthetic components		10	10	10	Adequate
Unit mount light cure		1	2	1	Adequate
X-ray viewer		1	2	1	Adequate
Needle destroyer		1	2	1	Adequate
Ultrasonic cleaner capacity 3.5 lts		1	1	1	Adequate
Autoclave programmable for all recommended cycles		1	2	1	Adequate
X-ray machine with RVG		1	1	1	Adequate
Refrigerator		1	1	1	Adequate
Surgical kit/prosthetic kit		2	2	2	Adequate
Educating models		1	1	1	Adequate
Implant removing instruments		1	1	1	Adequate

  
 M.G.M. Dental College and Hospital,  
 Kamothe, Navi Mumbai 410 209.

Department: **Periodontology**

Name	Specification	Quantity		Details on College Website	Adequate / Inadequate
Dental Chairs and Units	Electrically operated with shadowless lamp, spittoon, 3 way syringe, instrument tray and motorized suction, micromotor attachment with contra angle handpiece,airoter attachment, ultrasonic scaler (Piezo) with detachable autoclavable hand piece	One chair and unit per post-graduate student and Two chairs with unit for the faculty		13	Adequate
		1 Unit	2 Units		
Auto clave (fully automatic) front loading		1	2	1	Adequate
Steel bin		4	6	4	Adequate
Airoter hand pieces		2	2	2	Adequate
UV chamber		1	1	1	Adequate
Formalin chamber		1	1	1	Adequate
W.H.O probe		2	2	2	Adequate
Nabers probe		2	2	2	Adequate
Williams probe		2	2	2	Adequate
UNC-15 probe		4	4	4	Adequate
Gold Man fox probe		1	1	1	Adequate
Pressure sensitive probe		1	1	1	Adequate
Marquis color coded probe		1	1	1	Adequate
Supra gingival scalers	set	2	2	2	Adequate
Sub gingival scaler	set	2	2	2	Adequate
Arkansas sharpening stone		1	1	1	Adequate
<b>Surgical Instruments</b>					
Routine surgical instrument kit (Benquis periosteal elevator, periotome)	set	2	3	2	Adequate
Surgery trolleys		6	6	6	Adequate
X ray viewer		1	2	1	Adequate
Surgical cassette with sterilisation pouches		4	6	4	Adequate
Electro surgery unit		1	1	1	Adequate
<b>Special Surgical Instruments</b>					
Kirkland's knife	set	1	1	1	Adequate
Orban's knife	set	1	1	1	Adequate
Paquette blade handle		1	1	1	Adequate
Krane kaplan pocket marker	set	1	1	1	Adequate
Mc Calls universal cures	set	1	1	1	Adequate
Gracey's cures (No.1-18)	set	2	2	2	Adequate
Mini five cures	set	1	1	1	Adequate
Cumine scalar		1	1	1	Adequate
Mallet		1	1	1	Adequate
Chisel		1	1	1	Adequate
Oschenbein chisel	straight, curved	1	1	1	Adequate
Schluger bone file		1	1	1	Adequate
Bone fixation screw kit		1	1	1	Adequate
Bone scrapper		1	1	1	Adequate

  
 M.G.M. Dental College and Hospital,  
 Kamothe, Navi Mumbai 410 209.

Bone trephines for harvesting autografts	1 set	1	1	1	Adequate
Bone regenerative materials	Bone graft and GTR membranes	5	5	5	Adequate
Local drug delivery systems	At least two different agents	1 each	1	2	Adequate
Root conditioning agent	At least two different agents	2	2	2	Adequate
Micro needle holder		1	1	1	Adequate
Micro scissors		1	1	1	Adequate
Magnifying loop (2.5 – 3.5)		1	2	2	Adequate
Operating microscope	optional	1	1	0	Adequate
3rd generation digital probe	optional	1	1	0	Adequate
Bone expander and bone crester	optional	1	1	1	Adequate
Distraction osteogenesis kit	optional	1	1	0	Adequate
Bone mill	optional	1	1	0	Adequate
Bone graft / membrane placement spoon		1	1	1	Adequate
Bone condenser		1	1	1	Adequate
Peizo-surgery unit	optional	1	1	1	Adequate
Centrifuge for PRP/PRF preparation	optional	1	1	0	Adequate
Soft tissue laser (8 watt)		1	1	1	Adequate
Osteotome	set optional	1	1	1	Adequate
<b>Miscellaneous Instruments</b>					
Composite gun with material kit		1	1	1	Adequate
Splinting kit with material		2	3	2	Adequate
Composite finishing kit		1	1	1	Adequate
Glass Ionomer cement		1	1	1	Adequate
Digital camera		1	1	1	Adequate
Intra Oral camera		1	1	1	Adequate
Ultrasonic cleaner		1	1	1	Adequate
Emergency kit		1	1	1	Adequate
Refrigerator		1	1	1	Adequate
X-ray viewer		2	2	2	Adequate
LCD projector		1	1	1	Adequate
Computer with internet connection with attached printer and scanner		1	1	1	Adequate
Implant Equipment					Adequate
Electrical dental chair and unit		1	1	1	Adequate
Physio dispenser		1	1	1	Adequate
Implant kit	At least two different systems	2	2	2	Adequate
Implants		10	10	10	Adequate
Implant maintenance kit (plastic instruments)		1 set	1 set	1 set	Adequate
Implant guide		1	1	1	Adequate
X-ray viewer		1	2	1	Adequate
Needle destroyer		1	2	1	Adequate
Ultrasonic cleaner capacity 3.5 lts		1	1	1	Adequate
Autoclave programmable for all recommended cycles		1	1	1	Adequate
RVG with x-ray machine		1	1	1	Adequate
Refrigerator		1	1	1	Adequate
Surgical kit		2	2	2	Adequate
Sinus lift kit		1	1	1	Adequate
Educating models		1	1	2	Adequate
Implant removing kit		1	1	1	Adequate

Department: **Oral & Maxillofacial Surgery**

Name	Specification	Quantity		Details on College Website	Adequate / Inadequate
Dental Chairs and Units	Electrically operated with shadowless lamp, spittoon, 3 way syringe, instrument tray and high otorized suction, with micromotor and micro motor attachment	One chair and unit per post-graduate student and Two chairs with unit for the faculty		16	Adequate
		1 Unit	2 Units		
Autoclave	Front loading	2	3	4	Adequate
Fumigators		1	1	2	Adequate
Oscillating saw	With all hand pieces	1	1	2	Adequate
<b>Surgical Instruments</b>					
General surgery kit including tracheotomy kit		2	2	3	Adequate
Minor oral surgery kit		5	10	10	Adequate
Osteotomy kit		1	1	2	Adequate
Cleft surgery kit		1	1	2	Adequate
Bone grafting kit		1	1	2	Adequate
Emergency kit		1	1	3	Adequate
Trauma set including bone		2	2	4	Adequate
Plating kit		1	1	4	Adequate
Implantology kit	Minimum 2	2	2	4	Adequate
With implants	systems	10	10	10	Adequate
Distraction osteogenesis kit		1	1	1	Adequate
Peizo surgical unit		1	1	1	Adequate
Magnifying loops		1	1	1	Adequate
Operating microscope and Microsurgery kit	desirable	1	1	1	Adequate
Dermatomes		1	1	3	Adequate
Needle destroyer		2	3	11	Adequate
Ultrasonic Cleaner capacity 3.5 lts		1	1	3	Adequate
Formalin chamber		1	1	1	Adequate
Pulse oxymeter		1	1	3	Adequate
Ventilator		1	1	2	Adequate
Major operation theatre with all facilities		1	1	2	Adequate
Recovery and Intensive Care Unit with all necessary life support equipments		2 beds	2 beds	2	Adequate
Fibrooptic light		1	1	2	Adequate
Inpatient beds		20	20	20	Adequate
Fiber optic laryngoscope		1	1	2	Adequate
Computer with internet connection with attached printer and scanner		1	1	4	Adequate
LCD projector		1	1	2	Adequate
Refrigerator		1	1	1	Adequate

  
**M.G.M. Dental College and Hospital,**  
 Kamothe, Near Mumbai 410 209.

Department: Conservative Dentistry and Endodontics

Name	Specification	Quantity		Details on College Website	Adequate / Inadequate
Dental Chairs and Units	Electrically operated with shadowless lamp, spittoon, 3 way syringe, instrument tray and motorized suction, micromotor, airtor attachment with hand pieces	One chair & unit per post-graduate student and two chairs with unit for the faculty		8	Adequate
		1 Unit	2 Units		
ENDOSONIC HANDPIECES – Micro endosonic Tips, retro treatment		2	3	2	Adequate
Mechanised rotary instruments including hand pieces (speed and torque control) and hand instruments various systems		3	6	3	Adequate
Rubber dam kit		1 per chair	1 per chair	8	Adequate
Autoclaves for bulk instrument sterilization vacuum (Front loading)		2	3	2	Adequate
Autoclaves for hand piece sterilization		1	1	1	Adequate
Apex locators one for every two chairs		2	4	3	Adequate
Pulp tester		2	4	3	Adequate
Equipments for injectable thermoplasticized gutta percha		1	2	2	Adequate
Operating microscopes 3 step or 5 step magnification		1	1	2	Adequate
Surgical endo kits (Microsurgery)		2	2	2	Adequate
Set of hand instruments (specifications required)		1	2	1	Adequate
Sterilizer trays for autoclave		4	4	4	Adequate
Ultrasonic cleaner capacity 3.5 lts		1	1	1	Adequate
Variable Intensity polymerization equipments - VLC units	Desirable	1	1	1	Adequate
Conventional VLC units one for every two chairs		2	4	5	Adequate
Needle destroyer		2	2	2	Adequate
Magnifying loupes one for students and one for faculty		1	2	1	Adequate
LCD projector		1	1	1	Adequate
Composite kits with different shades and polishing kits		2	4	2	Adequate
Ceramic finishing kits, metal finishing kits	In ceramic labs	2	3	2	Adequate
Amalgam finishing kits		2	3	2	Adequate
RVG with x-ray machine developing kit		1	1	1	Adequate
Chair side micro abrasion		1	1	1	Adequate
Bleaching unit		1	1	1	Adequate
Instrument retrieval kits		1	1	1	Adequate
Computer with internet connection with attached printer and scanner		1	1	1	Adequate

Refrigerator		1	1	1	Adequate
Equipments for casting procedures					Adequate
Equipments for ceramics including induction casting machines/ burnout preheat furnaces/ wax elimination furnaces		1	1	1	Adequate
Lab micro motor/ metal grinders / sand blasters/ polishing lathes/ duplicator equipment/ vacuum investment equipments		1	1	1	Adequate
Laser (preferably hard tissue)		1	1	1	Adequate
Face bow with semi adjustable articulator		1	2	1	Adequate

Department: **Orthodontics and Dentofacial Orthopedics**

Name	Specification	Quantity		Details on College Website	Adequate / Inadequate
		1 Unit	2 Units		
Dental Chairs and Units	Electrically operated with shadow less lamp, spittoon, 3 way syringe, instrument tray and motorized suction	One chair & unit per PG student and Two chairs with unit for the faculty		11	Adequate
		1 Unit	2 Units		
Vacuum /pressure moulding unit		1	1	1	Adequate
Hydrogen soldering unit		1	1	1	Adequate
Lab micromotor		3	5	4	Adequate
Spot welders		3	5	5	Adequate
Model trimmer (Double disc)		2	3	2	Adequate
Light curing unit		2	2	2	Adequate
High intensity light curing unit		1	2	1	Adequate
Polishing lathes		2	3	2	Adequate
Tracing tables		3	5	17	Adequate
SLR digital camera		1	1	1	Adequate
Scanner with transparency adapter		1	1	1	Adequate
X-ray viewer		3	4	5	Adequate
LCD projector		1	1	1	Adequate
Autoclaves for bulk instrument Sterilization vacuum (Front loading)		1	1	1	Adequate
Needle destroyer		1	1	1	Adequate
Dry heat sterilizer		1	1	1	Adequate
Ultrasonic scaler		1	1	1	Adequate
Sets of Orthodontic pliers		3	3	5	Adequate
Orthodontic impression trays		3	5	4	Adequate
Ultrasonic cleaner capacity 3.5 lts		1	1	1	Adequate
Electropolisher		1	1	1	Adequate
Typodonts with full teeth set		3	3	6	Adequate
Anatomical articulator with face bow attachments		1	1	2	Adequate
Free plane articulators		1	1	3	Adequate
Hinge articulators		4	4	6	Adequate
Computer software for cephalometrics		1	1	1	Adequate
Computer with internet connection with attached printer and scanner		1	1	1	Adequate
Refrigerator		1	1	1	Adequate



Department: **Oral & Maxillofacial Pathology and Oral Microbiology**

Name	Specification	Quantity		Details on College Website	Adequate / Inadequate
		1 Unit	2 Units		
Dental Chairs and Units	Electrically operated with shadow less lamp, spittoon, 3 way syringe, instrument tray and suction	3	6	5	
Adequate laboratory glassware's as required for processing of biopsy specimens and staining.	Reasonable quantity should be made available				Adequate
Adequate tissue capsules / tissue embedding cassettes	Reasonable quantity should be made available				Adequate(40)
Paraffin wax bath	thermostatically controlled	1	1	1	Adequate
Leuckhart pieces		10	10	30	Adequate
Block holders		25	25	50	Adequate
Microtome	Manual	1	1	1	Adequate
Microtome	semi – automated	1	1	1	Adequate
Tissue floatation water bath	thermostatically controlled	1	1	1	Adequate
Slide warming table		1	1	1	Adequate
Steel slide racks for staining		5	5	5	Adequate
Diamond glass marker		2	2	5	Adequate
Research microscope with phase contrast, dark field, polarization, image analyzer, photomicrography attachments		1	1	1	Adequate
Multi head microscope	Penta headed	1	1	1	Adequate
Binocular compound microscope		2 for faculty and one per student	4 for faculty and one per student	13	Adequate
Stereo microscope		1	1	1	Adequate
Aluminum slide trays		5	5	10	Adequate
Wooden / plastic slide boxes		5	5	8	Adequate
Wax block storing cabinet		5,000 capacity	10,000 capacity	5,000 Capacity-03	Adequate
Slide storing cabinet		5,000 capacity	10,000 capacity	10,000 Capacity-03	Adequate
Refrigerator		1	1	1	Adequate
Pipettes		5	5	5	Adequate
Surgical kit for biopsy		3	6	3	Adequate
Immuno histo chemistry lab		1	1	1	Adequate
Computer with Internet Connection with attached printer and scanner		1	1	1	Adequate
LCD projector		1	1	1	Adequate
<b>Desirable Equipment</b>					
Cryostat		1	1	-	Desirable
Fluorescent microscope		1	1	-	Desirable
Hard tissue microtome		1	1	-	Desirable
Tissue storing cabinet (frozen)		1	1	-	Desirable
Microwave		1	1	-	Desirable

Department: **Public Health Dentistry: NOT APPLICABLE**


Name	Specification	Quantity		Details on College Website	Adequate / Inadequate
		1 Unit	2 Units		
Dental Chairs	Electrically operated with shadowless lamp, spittoon, 3 way syringe, instrument tray and motorized suction, micromotor attachment with contra angle handpiece, airoter attachment, ultrasonic scaler (Piezo) with detachable autoclavable hand piece with min 3 tips.	One chair and unit per post-graduate student and one chair with unit for the faculty			
		1 Unit	2 Units		
Extraction forceps		4 sets	6 sets		
Filling instruments		4 sets	6 sets		
Scaling instruments	Supra gingival scaling	4 sets	6 sets		
Amalgamator		1	1		
Pulp tester		1	1		
Autoclave		1	1		
X-ray viewer		1	1		
Instrument cabinet		1	1		
LCD or DLP multimedia projector		1	1		
Computer with internet connection with attached printer and scanner		1	1		
<b>For peripheral dental care or field programme</b>					
Staff bus		1	1		
Mobile dental clinic fitted with at least 2 dental chairs with complete dental unit with fire extinguisher		1	1		
Ultrasonic scaler,		1	2		
Ultrasonic cleaner capacity 3.5 lts		1	1		
Compressor	One with chair				
Generator		1	1		
Public address system, audio-visual aids		1	1		
Television		1	1		
Digital Versatile Disc Player		1	1		
Instrument cabinet, emergency medicine kits, Blood pressure apparatus		1	1		
Portable oxygen cylinder		1	1		
Portable chair		1	1		
Refrigerator		1	1		

  
**M.G.M. Dental College and Hospital,**  
 Kamothe, Navi Mumbai 410 209.

Department: Paediatric and Preventive Dentistry :

NOT APPLICABLE

Name	Specification	Quantity		Details on College Website	Adequate / Inadequate
Dental Chairs and Units	Electrically operated with shadowless lamp, spittoon, 3 way syringe, and motorised suction, micromotor attachment with contra angle miniature handpiece, airtor attachment with miniature handpiece, dental operator stool (40% dental chairs shall be pedo chairs)	One chair and unit per post-graduate student and Two chairs with unit for the faculty			
		1 Unit	2 Units		
Pedo extraction forceps sets		3	4		
Autoclaves for bulk instrument sterilization vacuum (Front loading)		1	2		
RVG with intra oral x-ray unit		1	1		
Automatic developer		1	1		
Pulp tester		2	3		
Apex locator		1	1		
Rubber dam kit	One set per student	1	1		
Injectable GP condenser		1	1		
Endodontic pressure syringe		1	1		
Glass bead steriliser		2	4		
Spot welder		2	3		
Ultrasonic scalers		2	4		
Needle destroyer		1	1		
Formalin chamber		1	1		
Ultrasonic cleaner capacity 3.5 lts		1	1		
X-ray viewer		2	3		
Amalgamator		1	2		
Plaster dispenser		2	2		
Dental lathe		1	2		
Vibrator		2	3		
Typodonts	One set per student	1	1		
Soldering unit		1	1		
Band pinching beak pliers		2 Sets	2 Sets		
Proximal contouring pliers		2	3		
Crown crimping pliers		2	3		
Double beak pliers anterior and posterior		2	3		
Lab micro motor		2	3		
Acryliser		1	2		
Magnifying loupes		1	1		
Conscious sedation unit	Desirable	1	1		
Pulse oxymeter		1	1		
Phantom head table with attached Light, Airtor and micro motor	One set per each P.G. Student	1	1		
Computer with internet connection with attached printer and scanner		1	1		
LCD projector		1	1		
Refrigerator		1	1		

  
M.G.M. Dental College and Hospital,  
Kamothe, Navi Mumbai 410 209.

Department: **Oral Medicine and Radiology** : **NOT APPLICABLE**

Name	Specification	Quantity		Details on College Website	Adequate / Inadequate
Dental Chairs and Units	Electrically operated with shadowless lamp, spittoon, 3 way syringe, instrument tray and suction	One chair and unit per post-graduate student and one chair with unit for the faculty			
		1 Unit	2 Units		
RVG with intra oral radiography machine (FDA Approved)	55-70 Kvp with digital compatibility	1	1		
Extra oral radiography machine	100 kvp	1	1		
Panoramic radiography (OPG) machine with cephalometric and TMJ attachment with printer	Digital compatibility	1	1		
Intra-oral camera		1	2		
Pulp tester		2	4		
Autoclave		1	1		
Punch biopsy tool		2	3		
Biopsy equipment		1	2		
Surgical trolley		2	2		
Emergency medicines kit		1	1		
Extra oral cassettes with intensifying screens (Conventional and rare earth)		4	6		
Lead screens		2	2		
Lead aprons		2	2		
Lead gloves		2	2		
Radiographic filters (Conventional and rare earth)		1	1		
Dark room with safe light facility		1	1		
Automatic radiographic film processors		2	2		
Radiographic film storage lead containers		1	1		
Thyroid collars		1	1		
Digital sphygmomanometer		1	1		
Digital blood glucose tester		1	1		
Digital camera		1	1		
X-ray viewer boxes		2	3		
Lacrimal probes		2 sets	2 Sets		
Sialography cannula		2 sets	2 Sets		
Illuminated mouth mirror and probe		2	2		
Computer with internet connection with attached printer and scanner		1	1		
LCD projector		1	1		
Refrigerator		1	1		

  
 Dean / Principal Stamp & Signature  
 M.G.M. Dental College and Hospital,  
 Kamothe, Navi Mumbai 410 209.



**MAHATMA GANDHI MISSION'S DENTAL COLLEGE & HOSPITAL**

Junction of NH-4 and Sion-Panvel Expressway,  
Sector-18, Kamothe, Navi Mumbai- 410 209

---

**Department Of Prosthodontics and Crown & Bridge**

*List of Posters & Model*

**U .G. PRECLINICAL PROSTHODONTICS LAB**

1. Dental materials used in Dentistry
2. Gypsum products used in Dentistry
3. Waxes in Dentistry
4. Posterior tooth preparation
5. Anterior tooth preparation
6. Principles of tooth preparation
7. Fabrication of Ceramic crowns
8. Maxillary Cast Partial Denture Design
9. Mandibular Cast Partial Denture Design
10. Impression Material
11. Instruments used in prosthodontics
12. Impression trays
13. Maxillary Anatomical landmarks
14. Mandibular Anatomical landmarks
15. Waxing up of Complete Denture
16. Posterior teeth arrangement
17. Anterior teeth arrangement
18. Fabrication of occlusal rims
19. Facebow
20. Finishing and polishing of Complete Dentures
21. Denture processing techniques
22. Water powder ratio

*JK*

*Prasad*

Dean  
M.G.M. Dental College and Hospital,  
Kamothe, Navi Mumbai 410 209.

### UG Clinics:


1. Managing the struggle to suckle an integrated approach
2. SNAP on smile
3. Digitalised method for selection and arrangement of teeth for edentulous patients
4. Temporomandibular joint - an important component of stomatognathic system
5. Prosthodontic way to the comatose patient
6. Types of Fixed partial denture
7. SPA in dentogenics
8. Full mouth rehabilitation
9. Management of patient with thumb prosthesis having amputated thumb
10. Dental implants
11. Fixed prosthesis through ages
12. Removable prosthesis through ages
13. Full mouth rehabilitation
14. Magnets enhancing retention


### PG Clinic:

1. Pharmacotherapeutics used in prosthodontic dentistry
2. Save tooth , Save memory
3. Types of post and core
4. Different surface texture of implants
5. Techniques to repair Ceramo - metal restorations
6. Direct metal laser sintering
7. Maxillary obturator

### Special room

1. CAD CAM fabricated surgical guides for implant placement surgery

  
Dean  
M.G.M. Dental College and Hospital,  
Kamothe, Nashik, Mumbai 440 209.



## **Ceramic Room:**


1. Techniques to fabricate lithium disilicate glass ceramic restorations


## **UG Clinic models:**

1. Post operative instructions
2. Maxillary major connectors
3. Implant supported overdenture prosthesis
4. Socket shield technique
5. CAD CAM
6. Intraoral radiographic stents for diagnosis and treatment planning
7. Mandibular major connectors

## **Museum Models:**

1. Temporization  
Direct and indirect technique
2. Casting procedure
3. Cantor and curtis classification ( cast partial denture)
4. Steps in tooth preparation in laminates
5. Pontic for fixed partial denture
6. Self cure special tray
7. Temporary shellac base plate
8. Wax occlusal rims
9. Mounting of occlusal rims
10. Anatomical landmarks
11. Metallic denture base
12. Relined dentures
13. Teeth arrangement
14. Flasking of waxed up denture
15. Dewaxed models
16. Repair of dentures
17. Teeth arrangement
18. Aramany classification
19. Steps showing tooth preparation of porcelain jacket crown
20. Steps showing tooth preparation for metal crown
21. Different types of bridges
22. Facial moulage
23. Bone ring technique
24. Crown removal kit
25. Kennedys classification

  
Dean  
M.G.M. Dental College and Hospital,  
Kamothe, N. Mumbai 410 209.



26. Wax pattern of acrylic partial denture
27. Brachy therapy appliance
28. Feeding plate
29. Obturators
30. Palatal augmentation prosthesis
31. Wax pattern of ear and nose

*Boedje*

*SK*

Dean  
M.G.M. Dental College and Hospital,  
Kamothe, Navi Mumbai 410 209.



**MAHATMA GANDHI MISSION'S DENTAL COLLEGE & HOSPITAL**


Junction of NH-4 and Sion-Panvel Expressway,  
Sector-1, Kamothe, Navi Mumbai- 410209.


**DEPARTMENT OF PERIODONTICS**

**LIST OF TEACHING MATERIALS**

**CHARTS**

1. Inter-implant papilla reconstruction
2. Stem cells
3. Chair-side diagnostics
4. Socket preservation
5. Pontic site development
6. Microsurgery in periodontics
7. Nanotechnology
8. Ozone therapy
9. Periodontal pack
10. Bruxism
11. Trauma from occlusion
12. Antiplaque agents
13. Suture materials
14. Endo-periodontal lesion
15. Gingival inflammation
16. How do you know your gums are healthy?
17. Flap surgery
18. Furcation involvement
19. Pattern of bone destruction
20. Calculus
21. Splints
22. Periodontal instruments
23. Frenum
24. Periodontium
25. Specific & non specific plaque hypothesis
26. Toothbrush basics
27. Ultrasonic scalers
28. Curettes
29. Principles of instrumentation
30. Wasting disease of teeth
31. Patient operator positions – maxillary & mandibular

  
M.G.M. Dental College and Hospital,  
Kamothe, Navi Mumbai 410 209.

  
Professor & H. O. D.  
Dept. of Periodontology  
MGM's Dental College & Hospital  
Kamothe, Navi Mumbai - 410 209

**MAHATMA GANDHI MISSION'S DENTAL COLLEGE & HOSPITAL**

Junction of NH-4 and Sion-Panvel Expressway,  
Sector-1, Kamothe, Navi Mumbai- 410209.

**DEPARTMENT OF PERIODONTICS**

---

32. Stains of teeth
33. Brushing methods
34. Gingival disease
35. Mechanical plaque control
36. Periodontal probes
37. Dental implants (2)
38. Dentinal hypersensitivity
39. Pregnancy & periodontal disease
40. Bleeding gums
41. Oral manifestations of HIV
42. Flaps in periodontal surgery
43. Periodontal Microsurgery
44. Furcation involvement classification
45. Oral Hygiene aids- Mechanical and Chemical
46. Mini Implants
47. Pterygoid implants
48. Orthodontic implants
49. Implants in compromised areas without bone grafts- An alternative treatment modality
50. Anterior and posterior immediate implant placement
51. Schemes of distribution of implants
52. All on 4 implants
53. Implant therapy
54. Immediate implants
55. Surgical guide in implant placement
56. Implant placement
57. Implant complications and management
58. Socket shield technique
59. Ridge augmentation procedures in implants
60. Platform switching technique
61. What is gum surgery?
62. Implants in esthetic areas
63. Indirect Sinus Lift
64. Complications of implant surgery
65. Guided tissue regeneration

Dean

M.G.M. Dental College and Hospital,  
Kamothe, Navi Mumbai 410 209.

Professor & H. O. D.  
Dept. of Periodontology

MGM's Dental College & Hospital  
Kamothe, Navi Mumbai - 410 209

**MAHATMA GANDHI MISSION'S DENTAL COLLEGE & HOSPITAL**

Junction of NH-4 and Sion-Panvel Expressway,  
Sector-1, Kamothe, Navi Mumbai- 410209.

**DEPARTMENT OF PERIODONTICS**


---

**MODELS**

1. Grading of furcation involvement-Glickman's classification
2. Parts of Implant and Adaptation of gingival tissues to implant
3. Oral hygiene index
4. Gingival and periodontal fibres
5. Healthy periodontium
6. Miller's classification of gingival recession
7. Sullivan and Atkin's classification of gingival recession
8. Grades of mobility
9. Classification of gingival enlargement
10. Fenestration
11. Dehiscence
12. Osseous defects
13. Tooth and Implant comparison
14. External bevel Gingivectomy
15. Root resection
16. Colonization of sulcus by bacteria
17. Simon's classification of Perio-Endo lesions
18. Treatment of hypersensitivity
19. Trauma from occlusion
20. Signs of periodontitis
21. Classification of periodontal pocket
22. Classification/types of flaps
23. Wasting diseases of teeth
24. Types of frenum
25. Regenerative osseous surgery
26. Dental implant and prosthesis

  
Dean

M.G.M. Dental College and Hospital,  
Kamothe, Navi Mumbai 410 209.



Professor & H. O. D.  
Dept. of Periodontology  
MGM's Dental College & Hospital  
Kamothe, Navi Mumbai - 410 209

**MAHATMA GANDHI MISSION'S DENTAL COLLEGE & HOSPITAL**


Junction of NH-4 and Sion-Panvel Expressway,  
Sector-1, Kamothe, Navi Mumbai- 410209.

**DEPARTMENT OF PERIODONTICS**


---

**FLIP CHARTS**

1. Problems associated with poor oral hygiene
2. Mechanical methods of Plaque control
3. Halitosis
4. Treatment planning for periodontal diseases
5. Gingival depigmentation
6. Crown lengthening procedures
7. Periodontal flap surgery
8. Post surgical instructions after periodontal surgery
9. Bone graft materials
10. Treatment of gingival recession
11. Dental Implants
12. Dental implant maintenance
13. Dental Implants, Complications and Management
14. Tobacco cessation



Professor & H. O. D.  
Dept. of Periodontology  
MGM's Dental College & Hospital  
Kamothe, Navi Mumbai - 410 209



Dean  
M.G.M. Dental College and Hospital,  
Kamothe, Navi Mumbai 410 209.



**MAHATMA GANDHI MISSION'S DENTAL COLLEGE & HOSPITAL**

Junction of NH-4 and SionPanvel Expressway,  
Sector-1, Kamothe, Navi Mumbai- 410209.

**DEPARTMENT OF PERIODONTICS**

**FURNITURE STOCK**

SR NO	NAME	QTY
1	Table -big	2
2	Executive chairs	9
3	Storewel big (cupboard)	9
4	Plastic chair with arm	36
5	File cabinet	1
6	Models -glass cupboard	1
7	Seminar hall benches	9
8	Computer trolley table	2
9	Srorewel small	3
10	Computer lab table design CL-2	1
11	Library cupboard	2
12	Notice board with glass and lock	1
13	Small table with drawer	5
14	Open rack	1
15	Perfo four sitter chair (opd passage)	4
16	Computer set	3
17	Printer with scanner	1

Professor & H. O. D.  
Dept. of Periodontology  
MGM's Dental College & Hospital  
Kamothe, Navi Mumbai - 410 209

Dean  
M.G.M. Dental College and Hospital,  
Kamothe, Navi Mumbai 410 209.




**MAHATMA GANDHI MISSION'S DENTAL COLLEGE & HOSPITAL**


Junction of NH-4 and Sion-Panvel Expressway,  
Sector-1, Kamothe, Navi Mumbai- 410209.

**Department of Pediatric & Preventive Dentistry**

**LIST OF FURNITURE**

Sr. No.	Name of Article	Quantity
1.	Plastic Chairs	35
2.	Office Chairs	4
3.	Nylon Netted Chairs	1
4.	Wooden Benches	9
5.	Wooden Stools	15
6.	Wooden Table	7
7.	Large Wooden Table	2
8.	Metal Table	2
9.	Large Metal Cupboard	8
10.	Small Metal Cupboard	3
11.	Metal Book Shelf	1
12.	Glass Cabinet	1
13.	Wooden Cabinet	2
14.	Metal Bed	1
15.	Mattress	1
16.	Pillow	1
17.	Chair Metal Lockers	5
18.	Metal Lockers	8
19.	Wooden File Drawer	1
20.	Surgical Trolley	6
21.	Crash Trolley	1
22.	Notice Board	1
23.	Black Board	1
24.	Small Dustbin	1
25.	Large Dustbin	1

  
**Professor & H. O. D.**  
**Dept. of Pedodontia**  
**MGM's Dental College & Hospital**  
**Kamothe, Navi Mumbai - 410 209**

  
**Dean**  
**M.G.M. Dental College and Hospital,**  
**Kamothe, Navi Mumbai 410 209.**


OMDR/2022/80




**MAHATMA GANDHI MISSION'S DENTAL COLLEGE & HOSPITAL**  
Junction of NH-4 and Sion-Panvel Expressway,  
Sector-18, Kamothe, Navi Mumbai- 410209.  
**DEPARTMENT OF ORAL MEDICINE AND RADIOLOGY**

**List of furniture**

1. Large Cupboard-05
2. Small cupboard-02
3. Plastic Chairs-10
4. Executive Chairs-01
5. Tables-03
6. Wooden stools-16
7. Seminar room benches-05
8. Steel Stools -04

  
Dr. Pradnya Jadhav  
Prof. & HOD  
Dept. of Oral Medicine  
& Radiology  
Reg. No. A-4120

  
Dean  
M.G.M. Dental College and Hospital,  
Kamothe, Navi Mumbai 410 209.



**MAHATMA GANDHI MISSION'S DENTAL COLLEGE & HOSPITAL**  
Junction of NH-4 and Sion-Panvel Expressway,  
Sector-18, Kamothe, Navi Mumbai- 410209.  
**DEPARTMENT OF ORAL MEDICINE AND RADIOLOGY**


**List of Projects**


**Charts**

1. ORAL HYGIENE METHODS
2. COMMONLY PRESCRIBED ANTI BIOTICS AND ANALGESICS
3. MANAGEMENT OF WHITE LESIONS
4. RADIOGRAPHIC INVESTIGATION CHARGES
5. LEUKOPLAKIA
6. ILL EFFECTS OF TOBACCO (MARATHI AND ENGLISH)
7. ORAL CANDIDIASIS
8. SALIVARY GLAND TUMOURS
9. MYOFACIAL PAIN DYSFUNCTION SYNDROME
10. PERIAPICAL RADIOLUCENCIES
11. ORAL SUBMUCOUS FIBROSIS
12. ORTHOPANTOMOGRAM
13. EMERGENCY DRUGS IN DENTAL PRACTICE
14. ANTIBIOTICS USED IN DENTISTRY
15. MAXILLARY ANATOMICAL LANDMARKS
16. MANDIBULAR ANATOMICAL LANDMARKS
17. MEDICAL EMERGENCIES IN DENTAL PRACTICE
18. ORAL LICHEN PLANUS
19. MAXILLARY SINUS
20. RADIOGRAPHIC APPEARANCE OF VARIOUS DISEASES AND CONDITIONS
21. FIBRO OSSEOUS LESIONS
22. ORAL CANCER

**Models**

1. STAINS ON TEETH
2. X RAY TUBE HEAD
3. PROJECTION GEOMETRY
4. DEFECTS OF TONGUE
5. SKULL AND MANDIBLE
6. SEQUELAE OF PULPITIS
7. ANOMALIES OF TEETH
8. PERIAPICAL RADIOLUCENCIES

  
Dean  
M.G.M. Dental College and Hospital,  
Kamothe, Navi Mumbai 410 209.

  
Dr. Pradnya Jadhav  
Prof. & HOD  
Dept. of Oral Medicine  
& Radiology  
Reg. No. A-4120





**MAHATMA GANDHI MISSION'S DENTAL COLLEGE & HOSPITAL**

Junction of NH-4 and Sion-Panvel Expressway,  
Sector-1, Kamothe, Navi Mumbai- 410209.

**Department of Pediatric & Preventive Dentistry**

**LIST OF POSTERS**

Sr. No.	Name Of Posters
1.	Angulations of IOPA in Pediatric Patients
2.	Infection Control
3.	Fate Of Replanted Avulsed Tooth
4.	Pediatric Dosages for Emergency Drugs
5.	Pediatric Dosages for Emergency Drugs
6.	Classification of Cleft Lip
7.	Prevention of Maxillofacial Trauma
8.	Pit & Fissure Sealants
9.	Development of Occlusion
10.	Difference between primary & permanent teeth
11.	Dental Caries
12.	Ellies & Davey classification of Traumatic injuries
13.	Nolla's Stages Of Tooth Development
14.	Child Abuse And Neglect
15.	Brudevold Technique (APF Gel)

*[Signature]*  
Professor & H. O. D  
Dept. of Pedodontia  
MGM's Dental College & Hospital  
Kamothe, Navi Mumbai - 410 209

*[Signature]*  
Dean  
M.G.M. Dental College and Hospital,  
Kamothe, Navi Mumbai 410 209.



**MAHATMA GANDHI MISSION'S DENTAL COLLEGE & HOSPITAL**

Junction of NH-4 and Sion-Panvel Expressway,  
Sector-1, Kamothe, Navi Mumbai- 410209.

**Department of Pediatric & Preventive Dentistry**


**LIST OF MODELS**


Sr.No.	Name Of Models
1.	Lingual arch space maintainer
2.	Unilateral Removable functional space maintainer
3.	Bilateral Removable functional space maintainer
4.	Unilateral Removable Non functional space maintainer
5.	Bilateral Removable Non functional space maintainer
6.	Unilateral Band & Loop space maintainer
7.	Nance Palatal Arch
8.	Nance Palatal Arch with canine stopper
9.	Trans Palatal space maintainer
10.	Gerber's space regainer
11.	Removable habit breaking appliance with palatal crib
12.	Fixed habit breaking appliance with palatal spikes
13.	Blue- grass appliance
14.	Activator
15.	Oral screen
16.	Lip bumper
17.	Posterior bite plane
18.	Anterior inclined plane
19.	Palatal expansion plate
20.	Removable canine retractor appliance for maxillary arch
21.	Removable canine retractor appliance for mandibular arch
22.	U- loop canine retractor
23.	Helical canine retractor
24.	Long labial bow on mandibular arch
25.	Long labial bow on maxillary arch
26.	Short labial bow on maxillary arch
27.	U – clasp
28.	C – clasp
29.	Adam's clasp
30.	Triangular clasp (
31.	Southend clasp
32.	Duyzing clasp

84  
Dean  
M.G.M. Dental College and Hospital,  
Kamothe, Navi Mumbai 410 209.

fo ankgre  
Professor & H. O. D  
Dept. of Pedodontia  
MGM's Dental College & Hospital  
Kamothe, Navi Mumbai - 410 209

33.	Z-spring
34.	Coffin spring
35.	Distal horse shoe
36.	Night guard
37.	Removable partial denture
38.	S S crown
39.	Hawley's appliance
40.	Quad helix
41.	Access opening on extracted teeth
42.	Jack screw
43.	Catlan appliance
44.	Ellis classification
45.	Brushing model
46.	Tongue scrapper
47.	Proximal brushes
48.	Toothpastes
49.	Toothbrush
50.	Mouthwash
51.	Dental floss

  
Professor & H. O. D  
Dept. of Pedodontia  
MGM's Dental College & Hospital  
Kamothe, Navi Mumbai - 410 209

  
Dean  
M.G.M. Dental College and Hospital,  
Kamothe, Navi Mumbai 410 209.



**MAHATMA GANDHI MISSION'S DENTAL COLLEGE & HOSPITAL**  
Junction of NH-4 and SionPanvel Expressway,  
Sector-18, Kamothe, Navi Mumbai- 410209.

**DEPARTMENT OF ORAL & MAXILLOFACIAL SURGERY**

**LIST OF POSTERS**

SR	NAME OF POSTER
1.	Types of Infiltration
2.	Winter lines/ WAR lines in Impacted Mandibular Third Molar
3.	Anatomy of Temporo-Mandibular Joint
4.	Technique of Implant Placement
5.	Maxillary Nerve
6.	Anatomy of Trigeminal Nerve
7.	Trigeminal Nerve
8.	Infra-orbital Nerve Block
9.	Posterior Superior Alveolar Nerve Block
10.	Anterior Superior Alveolar Nerve Block
11.	Mandibular Extraction Forceps
12.	Tooth Replacement Solutions with <i>Myriad</i> Implants
13.	Shear's Classification of Cysts of Jaw
14.	Cardio-Pulmonary Resuscitation – By American Heart Association
15.	Cardio-Pulmonary Resuscitation
16.	Failure of Implant Placement
17.	Dental Implant
18.	Anatomy of Parotid Gland

*Handwritten signature*

Professor & ...  
Dept of Oral & Maxillofacial Surgery  
ACM's Dental College & Hospital  
Kamothe, Navi Mumbai 410 209

*Handwritten signature*

Dean  
M.G.M. Dental College and Hospital,  
Kamothe, Navi Mumbai 410 209.



**MAHATMA GANDHI MISSION'S DENTAL COLLEGE & HOSPITAL**

Junction of NH-4 and SionPanvel Expressway,  
Sector-18, Kamothe, Navi Mumbai- 410209.

**DEPARTMENT OF ORAL & MAXILLOFACIAL SURGERY**

**LIST OF MODELS**

SR	MODELS
1.	Anatomy of Maxillary Nerve
2.	Bones of the Skull
3.	Diagnostic Instruments and Local Anaesthesia
4.	Mandibular Extraction Forceps
5.	Maxillary Extraction Forceps
6.	Elevators
7.	Minor Surgery Set
8.	Different Suture Materials
9.	Different Suturing Techniques
10.	Fracture patterns of face
11.	Monocortical Plating
12.	Bicortical Plating
13.	Major Surgery Set
14.	Reconstruction & Mini Plate System
15.	Different wiring techniques & IMF
16.	Distraction set and different types of distractors
17.	Mandibular Reconstruction Plates & Drill Bits
18.	Orthognathic Surgery instruments
19.	Extra cranial course of Facial nerve

*A. Sonar*

Professor & H.O.  
Dept of Oral & Maxillofacial Surgery  
M.G.M.'s Dental College & Hospital  
Kamothe, Navi Mumbai - 410 209

*[Signature]*

Dean  
M.G.M. Dental College and Hospital,  
Kamothe, Navi Mumbai 410 209.



**MAHATMA GANDHI MISSION'S DENTAL COLLEGE & HOSPITAL**  
Junction of NH-4 and SionPanvel Expressway,  
Sector-18, Kamothe, Navi Mumbai- 410209.

**DEPARTMENT OF ORAL & MAXILLOFACIAL SURGERY**

**Formalin mounted Specimen**

SR	Formalin mounted Specimen
1.	CA Mandible Modified Radical Neck Dissection
2.	Dissection Specimen
3.	Ossifying Fibroma
4.	Poorly Differentiated Squamous cell carcinoma
5.	Carcinoma of the tongue
6.	Modified RND Specimen
7.	CA Mandible Hemi Mandibulectomy
8.	Moderately differentiated CA
9.	Ameloblastic Fibro-Odontome
10.	Infected Cyst
11.	Supra Omohyoid Neck Dissection Speciment
12.	Tumour Proper
	<b>Models</b>
1	Lymphatic Drainage of Head & Face
2	Primary Mandibular Spaces
3	Fascial Spaces of the head and neck
4	Impacted Maxillary Canine Classification
5	Suturing Techniques
6	Impaction of teeth

*M. Sonar*

Professor & H.O.  
Dept of Oral & Maxillofacial Surg.  
M.G.M.'s Dental College & Hospital  
Kamothe Navi Mumbai 410 209

*SC*

Dean  
M.G.M. Dental College and Hospital,  
Kamothe, Navi Mumbai 410 209.




**MAHATMA GANDHI MISSION'S DENTAL COLLEGE & HOSPITAL**

Junction of NH-4 and SionPanvel Expressway,  
Sector-18, Kamothe, Navi Mumbai- 410209.

**DEPARTMENT OF ORAL & MAXILLOFACIAL SURGERY**

**LIST OF FURNITURE**

Sr. No	Name of Article	Quantity
1.	Aqua Guard	01
2.	Bed Side Locker Trolley Model	02
3.	Bed Side Screen	02
4.	Center Table (Glass)	01
5.	Computer Table	01
6.	Conference Table	01
7.	Concept Table	01
8.	Cupboard Big	07
9.	Cupboard Front Glass	01
10.	Cupboard Small	04
11.	Double Step Stool	01
12.	HOD Room Computer Table	01
13.	HOD Table T Shape with Glass Top	01
14.	Hand Scribing basin SS	01
15.	HOD Room Glass Stand	06
16.	Kick Bucket S. S Top	01
17.	Library Table (For Professors)	01
18.	Long Wooden Table	02
19.	Minor O.T Writing Table	01
20.	Office Chair Cane Seat With Arm	01
21.	Office Table With Drawer	01
22.	Professor Room L - Shape Table	01
23.	Plastic Chair With Arm	49
24.	Plastic Stool	02
25.	Revolving Chair Back Chair	12
26.	Revolving Stool S. S	04

  
Dean  
M.G.M. Dental College and Hospital,  
Kamothe, Navi Mumbai 410 209.

Sr. No	Name of Article	Quantity
27.	Special Surgery Room Marble Top Table	01
28.	Saline Stand	06
29.	Shoe Rack	04
30.	Sofa Set	01
31.	Soiled Linen Trolley	01
32.	Steel Rack	01
33.	Stool Fixed	27
34.	Stretcher Trolley	01
35.	Table Wooden Top	12
36.	Ward Dressing Wagon Fully S.S	01
37.	Washbasin Stand Double	01
38.	Wheel Chair Fixed	01
39.	Wooden Step	02
40.	Revolving Pedestal Fan	08
41.	Smile - 2	03
42.	Storage Unit	01
43.	File Rack	01
44.	Display Rack	04
45.	Locker Wooden	01
46.	Class Desk	09
47.	Small Table	01
48.	Computer Lab Table	01
49.	Steel File Rack	01
50.	Notice Board	01
51.	OPD Chair (For Patients)	04 Set
52.	Endoscope Cupboard	02

*Dr. Anant*

Professor & H.O.D.  
Dept. of Oral & Maxillofacial Surgery  
ACM's Dental College & Hospital  
Kamothe, Navi Mumbai - 410 209

*Dr. J. J.*

Dean  
M.G.M. Dental College and Hospital,  
Kamothe, Navi Mumbai 410 209.





MAHATMA GANDHI MISSION'S DENTAL COLLEGE & HOSPITAL  
Junction of NH-4 and SionPanvel Expressway, Sector-18, Kamothe, Navi Mumbai- 410 209.  
E-Mail ID: mgmdch@yahoo.co.in  
**DEPARTMENT OF ORAL AND MAXILLOFACIAL PATHOLOGY**  
**1<sup>st</sup> January to 31<sup>st</sup> December 2021**

**List of Furniture**

**FURNITURE STOCK**

Sr. No	Particulars	Qty.
1	Table big with Trolley	03
2	Executive Chairs	05
3	Storewel big	06
4	Plastic with arm chair	10
5	Models- glass cupboard	02
6	Seminar Hall Benches	07
7	Computer Trolley Table + Chair	02
8	Storewel Small	02
9	Computer lab table design (CL-2)	02
10	Table metal legs (4x3)	01
11	Long stand – (bar stool)	01
12	Library cupboard	03
13	Notice Board with Glass and Lock	01
14	Printer with Scanner	01
15	Tables (Preclinical lab)	28
16.	Seating stools (Preclinical lab)	131
17.	Benches (UG and PG seminar hall )	23

*SH*  
M.G.M. Dental College and Hospital  
Kamothe, Navi Mumbai 410 209.

*Shirp.*  
Professor & Head  
Dept. of Oral Pathology & Microbiology  
MGM's Dental College & Hospital  
Sec. 18, Kamothe, Navi Mumbai - 410 209



MAHATMA GANDHI MISSION'S DENTAL COLLEGE & HOSPITAL  
Junction of NH-4 and SionPanvel Expressway, Sector-18, Kamothe, Navi Mumbai- 410 209.

E-Mail ID: mgmdch@yahoo.co.in

DEPARTMENT OF ORAL AND MAXILLOFACIAL PATHOLOGY

1<sup>st</sup> January to 31<sup>st</sup> December 2021

### List of charts

#### CHARTS (TOTAL-42)

Charts of Dental Anatomy = 14

Charts of Dental Histology and Embryology = 1

Charts of Oral Pathology = 27

#### CHARTS OF DENTAL ANATOMY

Sr. No	List	Sr. No	List
1	Maxillary Central Incisor	8	Mandibular Central Incisor
2	Maxillary Lateral Incisor	9	Mandibular Lateral Incisor
3	Maxillary Canine	10	Mandibular Canine
4	Maxillary 1 <sup>st</sup> premolar	11	Mandibular 1 <sup>st</sup> premolar
5	Maxillary 2 <sup>nd</sup> premolar	12	Mandibular 2 <sup>nd</sup> premolar
6	Maxillary 1 <sup>st</sup> molar	13	Mandibular 1 <sup>st</sup> molar
7	Maxillary 2 <sup>nd</sup> molar	14	Mandibular 2 <sup>nd</sup> molar

#### CHARTS OF DENTAL HISTOLOGY AND EMBRYOLOGY


1. Stages of tooth development

#### CHARTS OF ORAL PATHOLOGY

Sr. No	List	Sr. No	List
1	Histology of odontogenic cysts	15	Lycopene: it's role in Oral Cancer and precancerous lesions
2	Clinical presentation of Leukoplakia	16	Dentinal translucency in root dentin: A tool for age estimation
3	Clinical presentation of Oral Lichen Planus	17	Defensin: A novel human antimicrobial peptide
4	Oral Submucous Fibrosis- 2	18	Antioxidant potential of saliva : link between oral and systemic health
5	Squamous cell carcinoma	19	Stem cells : two sides of a coin
6	Oral manifestation of HIV	20	Oral Biopsy: A pathologist's Perceptive
7	Differential diagnosis of Oral ulcers	21	Unveiling the grey zones of extracapsular spread
8	Anti tobacco charts- 2	22	Serum Albumin and Globulin levels in oral squamous cell carcinoma- a prospective study.
9	Different Clinical presentation of Oral Cancer	23	Trabecular juvenile ossifying fibroma- case


Dean  
M.G.M. Dental College and Hospital,  
Kamothe, Navi Mumbai 410 209.

			reports
10	Common Oral lesions	24	The eyes see only what the mind knows
11	Oral Cancer in different regions of mouth	25	Old players with new goals: Immune score
12	Cancer prevention	26	Oral lichen planus versus oral lichenoid lesions
13	Antioxidants : Novel markers for diagnosis of Oral Cancer	27	Glandular odontogenic cyst and its mimickers: a histopathological overview.
14	Sentinal lymphnode biopsy- Need of the hour		



**Professor & Head**

Dept. of Oral Pathology & Microbiology  
MGM's Dental College & Hospital  
Sec. 18, Kamothe, Navi Mumbai - 410 209



Dean  
M.G.M. Dental College and Hospital,  
Kamothe, Navi Mumbai 410 209.



**MAHATMA GANDHI MISSION'S DENTAL COLLEGE & HOSPITAL,**  
Sector-18, Kamothe, Navi Mumbai- 410 209

**DEPARTMENT OF CONSERVATIVE DENTISTRY & ENDODONTICS**

**List of Furniture**

Sr. No.	List of the Furniture	No. available in PG	No. available in UG
1	Wooden table 1500x600	03	02
2	Computer table	02	02
3	computer trolley	02	02
4	Class Desk and bench	06	03
5	Cupboard big	08	04
6	File cabinet	01	00
7	Cupboard small	02	05
8	OPD chairs patient waiting area	04	02
9	Library cupboard	05	00
10	Executive chair	04	00
11	Plastic chair	19	23
12	Notice board big	02	01
13	White board small	03	03
14	White board medium	02	01
15	Black board	01	00
16	Water cooler	01	00
17	Museum cupboard wooden	03	03
18	Side wooden storage by dental chairs	10	00

*[Signature]*  
Dean  
M.G.M. Dental College and Hospital,  
Kamothe, Navi Mumbai 410 209.

*[Signature]*  
Professor & H. O. D.  
Dept. of Conservative Dentistry  
MGM's Dental College & Hospital  
Kamothe, Navi Mumbai - 410 209




**MAHATMA GANDHI MISSION'S DENTAL COLLEGE & HOSPITAL**  
Junction of NH-4 and Sion Panvel Expressway, Sector-1, Kamothe, Navi Mumbai- 410 209

**DEPARTMENT OF CONSERVATIVE DENTISTRY**

**LIST OF POSTERS**

1. Prophylactic regimens for oral, respiratory and esophageal procedures
2. Treatment of patient with hyper/hypo glycemia
3. Dental procedures and endodontic prophylaxis
4. Indirect pulp capping
5. Direct pulp capping
6. Root canal sealers
7. Gutta percha
8. Advances in posts
9. Apex locators
10. Resilon-epiphony obturation technique
11. Recent concepts in rotary instruments in endodontics
12. Endo-perio lesions
13. Access cavity preparation in maxillary incisors
14. Access cavity preparation in mandibular incisors
15. Access cavity preparation in mandibular canine
16. Access cavity preparation in maxillary premolar
17. Access cavity preparation in mandibular premolar
18. Access cavity preparation in maxillary molar
19. Access cavity preparation in mandibular molar
20. Working length determination
21. Methods of determination of working length
22. Root anatomy
23. Indirect pulp capping therapy
24. Intentional replantation
25. Root canal sealers
26. Restorative materials for post and core procedures
27. Gutta flow
28. Composite veneers
29. Syncope
30. Treatment of syncope
31. Root canal instruments(hands)
32. Armamentarium and sterilization in endodontics
33. Sodium hypochloride as root canal irrigant
34. Different treatment modalities

  
Dean  
M.G.M. Dental College and Hospital,  
Kamothe, Navi Mumbai 410 209.

35. Diagnostic aids for conservative dentistry
36. Diagnostic aids for caries
37. Patient education
38. Basic and advanced diagnostic aids
39. Mobility and depressibility testing
40. Cold test
41. Traumatic injuries of tooth
42. Anesthetic test
43. Test cavity
44. Electric pulp testing
45. Heat test
46. Fluorides in dentistry
47. Diseases of pulp
48. Wasting diseases of teeth
49. Reversible and irreversible pulpitis
50. Acute periodontal abscess
51. Acute periapical abscess
52. Bleaching of pulpless teeth
53. Acid etching techniques
54. Bonding agents
55. Porcelain veneers and laminates
56. Root canal obturation technique
57. MTA
58. Post endodontic restoration
59. Oral manifestations of aids
60. Medical emergencies
61. Dental care in pregnancy


## MUSEUM

- The museum has 12 descriptive catalogues and 33 models.
- Catalogues:
  1. Definition : Endodontics
  2. Standardization of root canal instruments
  3. ISO Group I – K style endodontic instruments
  4. Step back preparation of root canal different phases
  5. Apical curvature of root canal : Errors during Biomechanical preparation
  6. Apical constriction limitation of instrumentation
  7. Engine driven root canal instrument
  8. Intracoronary restoration with various types of direct restorative materials
  9. Schematic representation of caries control procedures

10. Dental procedures and endocarditis prophylaxis
11. Management of patient with hyperglycemia or hypoglycemia
12. Prophylactic regimens for dental, oral, respiratory tract or esophageal procedure.

Models:

1. Access opening : Maxillary teeth
2. Access opening : Mandibular teeth
3. Access opening with round bur
4. Working length determination
5. Irrigation
6. Biomechanical preparation
7. Obturation with gutta-percha points
8. Crown placement
9. Caries involving enamel
10. Caries involving enamel and dentin
11. Caries involving enamel
12. Caries involving enamel, dentin and pulp
13. Class I cavity
14. Class II cavity
15. Class III cavity
16. Class IV cavity
17. Class V cavity
18. Class VI cavity
19. Pulp and periapical infection
20. Endo perio lesion
21. Traumatized tooth
22. Post and core
23. Types of inlay preparation
24. Vertucci's Classification
25. Surgical endodontics
26. Endodontic surgery
27. Walking bleach Technique
28. Class I inlay preparation
29. Class II inlay preparation
30. Class I inlay preparation – Buccal extension
31. Onlay preparation
32. Class II inlay wax up
33. Onlay wax up .



Dean

M.G.M. Dental College and Hospital,  
Kamothe, Navi Mumbai 410 209.




Professor & H. O. D.  
Dept. of Conservative Dentistry  
MGM's Dental College & Hospital  
Kamothe, Navi Mumbai - 410 209.

**MAHATMA GANDHI MISSION'S  
DENTAL COLLEGE & HOSPITAL**

Department of PROSTHODONTICS  
LIST OF FURNITURE FOR PG

Sr.No.	Description	Quantity
1	MAIN TABLE	03
2	CLASS DESK	06
3	COMPUTER LAB TABLE	02
4	SMALL TABLE	01
5	BIG CUPBOARD	12
6	FILE CABINET	01
7	SMALL CUPBOARD	05
8	NOTICE BOARD	06
9	EXECUTIVE CHAIR	14
10	OPD CHAIR FOR PATIENT	4 SET
11	PLASTIC CHAIR	17
12	LIBRARY CUPBOARD	05
13	STUDENT LOCKER	03
14	OFFICE TABLE WITH GLASS	01
15	MUSEUM CUPBOARD	01
16	MODEL GLASS CUPBOARD	02
17	WOODEN DRAWER	02
18	WOODEN TABLE WITH GRANITE	14
19	OFFICE TABLE	01

  
Dean  
M.G.M. Dental College and Hospital,  
Kamothe, Navi Mumbai 410 209.






**MAHATMA GANDHI MISSION'S  
DENTAL COLLEGE & HOSPITAL  
Department of PROSTHODONTICS**

**LIST OF FURNITURE FOR UG**

Sr.No.	Description	Quantity
1	LOCKER CABINET OF 24 LOCKER	01
2	PLASTIC CHAIR WITH ARM	09
3	CUPBOARD BIG	03
4	CUPBOARD SMALL	03
5	EXAM TABLE	02
6	LIBRARY TABLE	03
7	WOODEN STOOL	51
8	CHAIR SIDE LOCKER	20
9	STEEL RACK	03






Dean  
M.G.M. Dental College and Hospital,  
Kamothe, Navi Mumbai 410 209.


**MAHATMA GANDHI MISSION'S  
DENTAL COLLEGE & HOSPITAL**

Department of PROSTHODONTICS  
LIST OF FURNITURE FOR UG PRECLINIC

Sr.No.	Description	Quantity
1	PROSTHO TABLE WITH REVOLVING	40
2	OFFICE TABLE	2
3	EXAM TABLE	06
4	CUPBOARD FRONT GLASS S.S.	01
5	BIG CUPBOARD	05
6	SMALL CUPBOARD	03
7	SS. STOOL WITH SUNMAIKA TOP	50
8	STEEL RACK	02
9	STOOL FIXED	35
10	PHANTROM TABLE & DENTIST TABLE	57
11	PLASTIC CHAIR WITH ARM	11
12	FIRE EXTINGUISHER	02
13	COMPUTER TABLE	02
14	LIBRARY TABLE (LECTURER TABLE)	02
15	SCREEN FOR PROJECTOR TOP	02
16	MUSEUM CUPBOARD	01

  
Dean  
M.G.M. Dental College and Hospital,  
Kamothe, Nav. Mumbai 410 209.





MGM/DCH/PHD/211/2022

**MAHATMA GANDHI MISSION'S DENTAL COLLEGE & HOSPITAL**  
**DEPARTMENT OF PUBLIC HEALTH DENTISTRY**

- Total no of Charts – 17
- Total no of Models – 08
- Furniture
  1. Computer Table—01
  2. Office Table with Drawers—01
  3. Table wooden top (big)—03
  4. Library table -02
  5. Wooden stool for students – 19
  6. Plastic chair -- 10
  7. Executive chair --04

  
**HOD**  
Department of Public  
Health Dentistry

  
**Dean**  
M.G.M. Dental College and Hospital,  
Kamothe, Navi Mumbai 410 209.



MAHATMA GANDHI MISSION'S DENTAL COLLEGE & HOSPITAL  
Junction of NH-4 and SionPanvel Expressway, Sector-18, Kamothe, Navi Mumbai- 410 209.

E-Mail ID: mgmdch@yahoo.co.in

**DEPARTMENT OF ORAL AND MAXILLOFACIAL PATHOLOGY**  
**1<sup>st</sup> January to 31<sup>st</sup> December 2021**

**List of Models**

**MODELS ( TOTAL -57)**


Sr. No	Model	Quantity
1	Maxillary central incisor	4
2	Maxillary lateral incisor	2
3	Maxillary canine	1
4	Maxillary 1 <sup>st</sup> premolar	2
5	Maxillary 1 <sup>st</sup> molar	2
6	Maxillary 2 <sup>nd</sup> molar	2
7	Mandibular central incisor	2
8	Mandibular lateral incisor	2
9	Mandibular canine	2
10	Mandibular 1 <sup>st</sup> premolar	2
11	Mandibular 2 <sup>nd</sup> premolar	2
12	Mandibular 1 <sup>st</sup> molar	2
13	Mandibular 2 <sup>nd</sup> molar	2
14	Stages of tooth development	14
15	Oral mucosa	7
16	Carcinoma	3
17	Salivary ducto acinar system	1
18	Cleft lip and cleft palate	1
19	Synthetic skull models of different animal species	04

Dean  
M.G.M. Dental College and Hospital,  
Kamothe, Navi Mumbai 410 209.

Professor & Head  
Dept. of Oral Pathology & Microbiology  
MGM's Dental College & Hospital  
Sec. 18, Kamothe, Navi Mumbai - 410 209

**POST GRADUATE SLIDES**

Sr.No	Biopsy No	Diagnosis
1.	27/21/R	Glandular Odontogenic Cyst
2.	17/21	Juvenile Trabecular Ossifying Fibroma
3.	33/21	Sialolith
4.	30/21	Clear Cell variant of Mucoepidermoid Carcinoma
5.	40/21/R	Fibrolipoma
6.	67/21	Lobular Capillary hemangioma
7.	65/21	Cementoblastoma
8.	98/21	Chronic osteomyelitis with Mucormycosis
9.	86/21	Plexiform ameloblastoma
10.	78/21	Chronic granulomatous Inflammation with actinomycosis
11.	126/21	Dentigerous Cyst
12.	117/21	Mucormycosis
13.	115/21	Paradental Cyst
14.	89/21/R	Peripheral Acanthomatous Ameloblastoma
15.	79/21	Mucormycosis
16.	75/21	Non Keratinizing Squamous cell carcinoma
17.	52/21	Moderately differentiated squamous cell carcinoma
18.	39/21	Verrucous carcinoma
19.	29/21	Atypical Squamous cell carcinoma
20.	26/21/R	Plexiform Ameloblastoma with squamous metaplasia
21.	89/21/R	Peripheral Acanthomatous Ameloblastoma
22.	98/21	Chronic osteomyelitis with Mucormycosis
23.	115/21	Paradental Cyst
24.	117/21	Mucormycosis
25.	123/21	Mucous retention cyst
26.	126/21/R	Dentigerous Cyst
27.	130/21/R	Giant cell fibroma
28.	131/21	Chronic osteomyelitis with Mucormycosis
29.	137/21	Pleomorphic Adenoma
30.	139/21/R	GOC Mimicker
31.		Plexiform ameloblastoma

  
 Dean  
 M.G.M. Dental College and Hospital,  
 Kamothe, Navi Mumbai 410 209.

	146/21	
32.	148/21	Chronic osteomyelitis with Mucormycosis
33.	158/21/R	Peripheral ossifying fibroma
34.	161/21/R	Mucormycosis
35.	168/21	Pleomorphic adenoma of palate
36.	169/21/R	Infected dentigerous cyst
37.	172/21/R	Lichenoid reaction
38.	174/21/R	Verrucous carcinoma
39.	176/21/R	Verrucous carcinoma
40.	178/21	Polymorphous adenocarcinoma
41.	179/21	Chronic osteomyelitis with Mucormycosis
42.	184/21	Cellular angiofibroma
43.	185/21 and 171/21	Giant cell tumor with aneurysmal bone cyst like changes
44.	187/21/	Infiltrating/ Diffuse lipomatosis
45.	191/21	Infiltrating angiofibroma
46.	197/21/R	GOC Mimicker
47.	202/21	GOC Mimicker
48.	203/21	Chronic osteomyelitis with Mucormycosis
49.	205/21	Non keratinizing squamous cell carcinoma
50.	208/21	Non keratinizing squamous cell carcinoma
51.	210/21/R	Peripheral giant cell granuloma
52.	216/21/R	Compound odontome
53.	218/21/R	Lichenoid dysplasia
54.	223/21/R	Intradermal nevus

*[Handwritten Signature]*

**Professor & Head**  
 Dept. of Oral Pathology & Microbiology  
 MGM's Dental College & Hospital  
 Sec. 18, Kamothe, Navi Mumbai - 410 209

*[Handwritten Signature]*

**Dean**  
 M.G.M. Dental College and Hospital,  
 Kamothe, Navi Mumbai 410 209.