

# HomeSchool

Microsoft Teams  
for Higher  
Education




M.G.M. Dental College and Hospital  
Kamothé, Navi Mumbai 410 209

Dean

- Name
- Role
- Contact

Call us 9325549222 | [www.brandpranita.com](http://www.brandpranita.com) | [contactus@brandpranita.com](mailto:contactus@brandpranita.com)



# One Hub. Everyone Connected.



Teaching and Learning



Professional development



Faculty and staff coordination




M.G.M. Dental College and Hospital,  
Kamothé, Navi Mumbai 410 209.

Dean

Call us 9325549222 | [www.brandpranita.com](http://www.brandpranita.com) | [contactus@brandpranita.com](mailto:contactus@brandpranita.com)

# One Hub. Everything Connected.



M.G.M. Dental College and Hospital,  
Kamothe, Navi Mumbai 410 209.

Dean



# Using Teams in Higher Education



**Faculty**  
 Class Collaboration  
 Research  
 Collaboration Course  
 Planning Distance  
 Learning

**Students**  
 Class  
 Collaboration  
 Student Groups  
 Student Life  
 Student Clubs

**Staff**  
 Shift Workers  
 Admissions Staff  
 Students Affairs  
 Staff Project  
 Management

M.G.M. Dental College and Hospital,  
 Kamothe, Navi Mumbai 410 209.  
 Dean



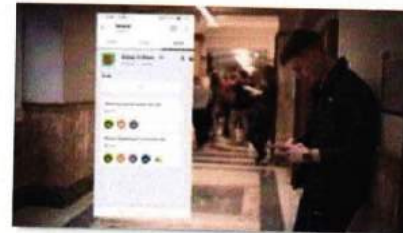
## University of New South Wales

Increase student engagement, foster learning community



## Teesside University

Empowering faculty to transform the classroom, filling the digital skills gap



## Newcastle University

Develop job ready skill for students. Improve collaboration across the university.

# Stay connected, with consistent experience across devices



Desktop



 Windows 7+

Tablet



Browsers



Phone



 OS X  
10.10+



iPhone



Android




Edge



Chrome




Safari

  
Dean  
M.G.M. Dental College and Hospital,  
Kamothe, Navi Mumbai 410 209.



# Teams is the fastest growing app in Microsoft history



**20+**  
**million**  
daily users



**91%**  
Fortune 100  
companies use Teams



**44**  
languages are  
supported in Teams



**500k**  
organizations use  
Teams

Call us 9325549222 | [www.brandpranita.com](http://www.brandpranita.com) | [contactus@brandpranita.com](mailto:contactus@brandpranita.com)

A handwritten signature in blue ink.

Dean

M.G.M. Dental College and Hospital,  
Kamothe, Navi Mumbai 410 209.





# Microsoft

The hub for teamwork in Microsoft 365  
**Teams**



## Communicate

through chat, meetings & calls



## Collaborate

with deeply integrated Office 365 apps



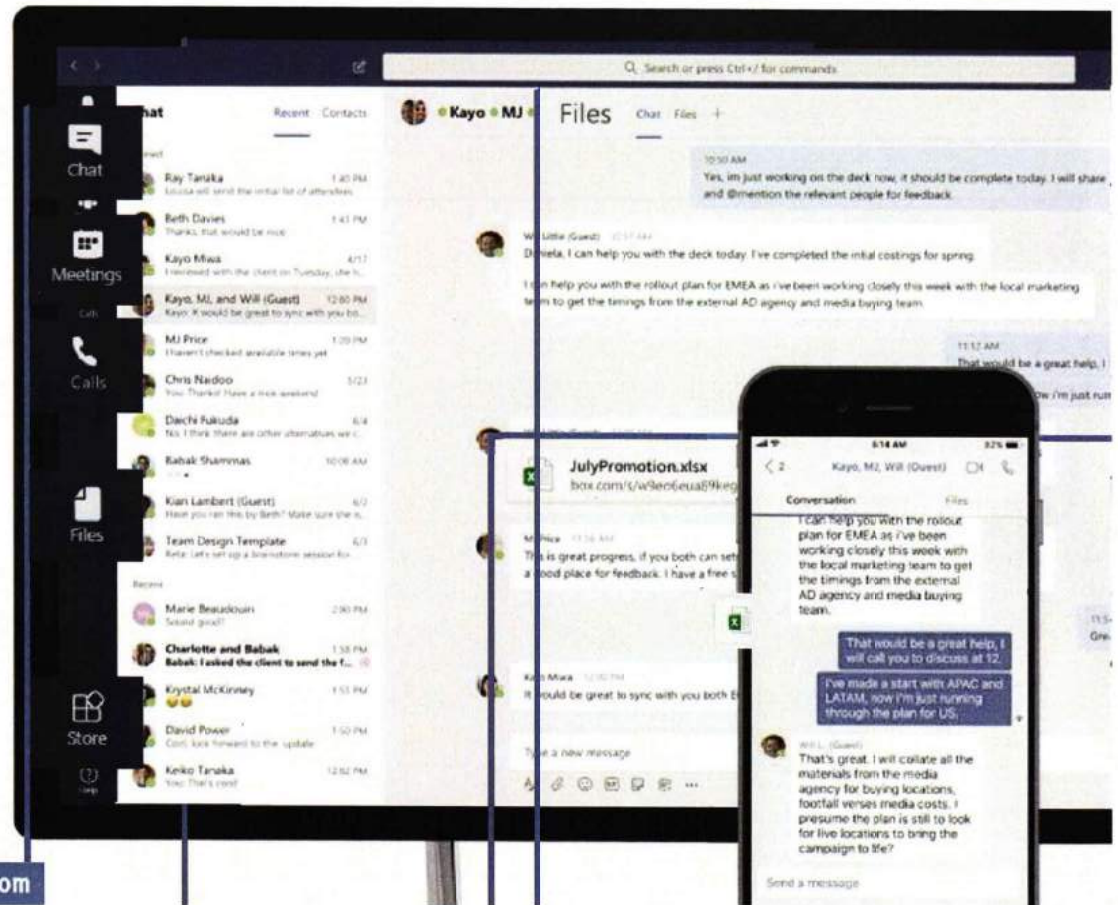
## Customize & Extend

with 3rd party apps, processes, and devices



## Work with confidence

enterprise level security, compliance, and manageability



Call us 9325549222 | [www.brandpranita.com](http://www.brandpranita.com) | [contactus@brandpranita.com](mailto:contactus@brandpranita.com)

Call  
**M.G.M. Dental College and Hospital,**  
Kamothe, Navi Mumbai 410 109.



## Designed for education

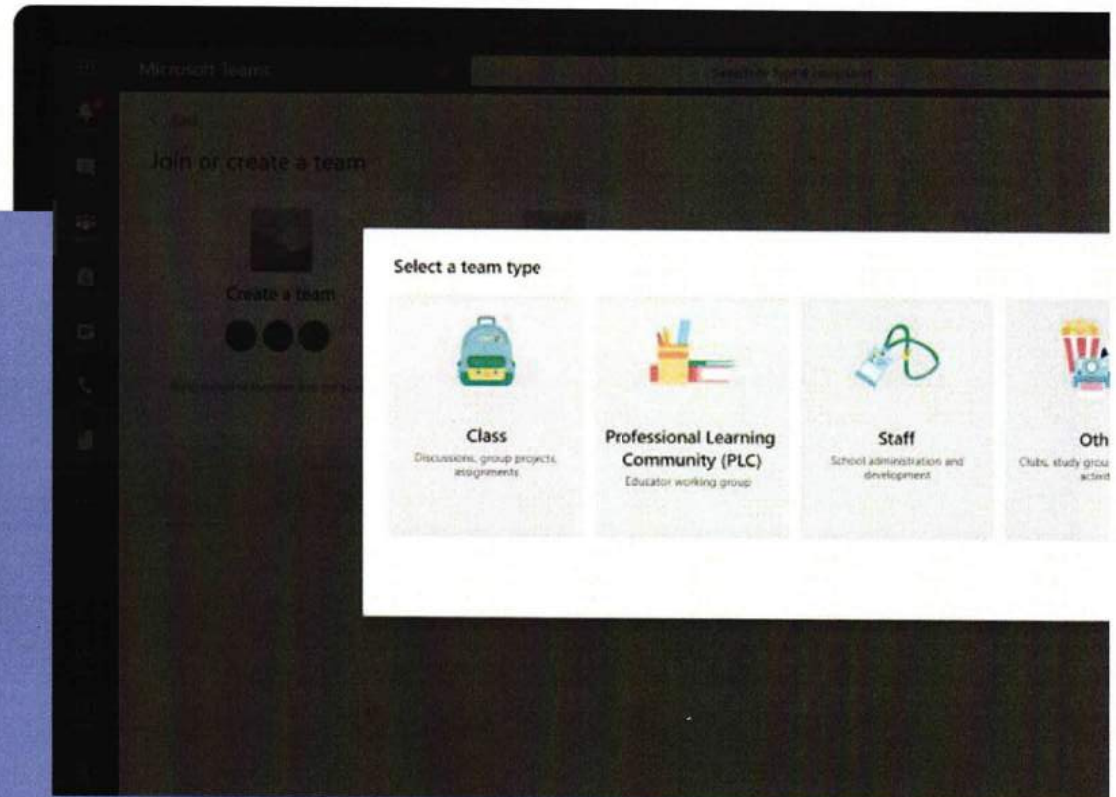
The digital hub that brings conversations, content, assignments, and apps together in one place

Create collaborative classrooms

Personalize learning with assignments

Connect in Professional Learning Communities (PLCs)

Streamline staff communication



Call us 9325549222 | [www.brandpranita.com](http://www.brandpranita.com) | [contactus@brandpranita.com](mailto:contactus@brandpranita.com)

Dean

M.G.M. Dental College and Hospital,  
Kamothe, Navi Mumbai 410 209.



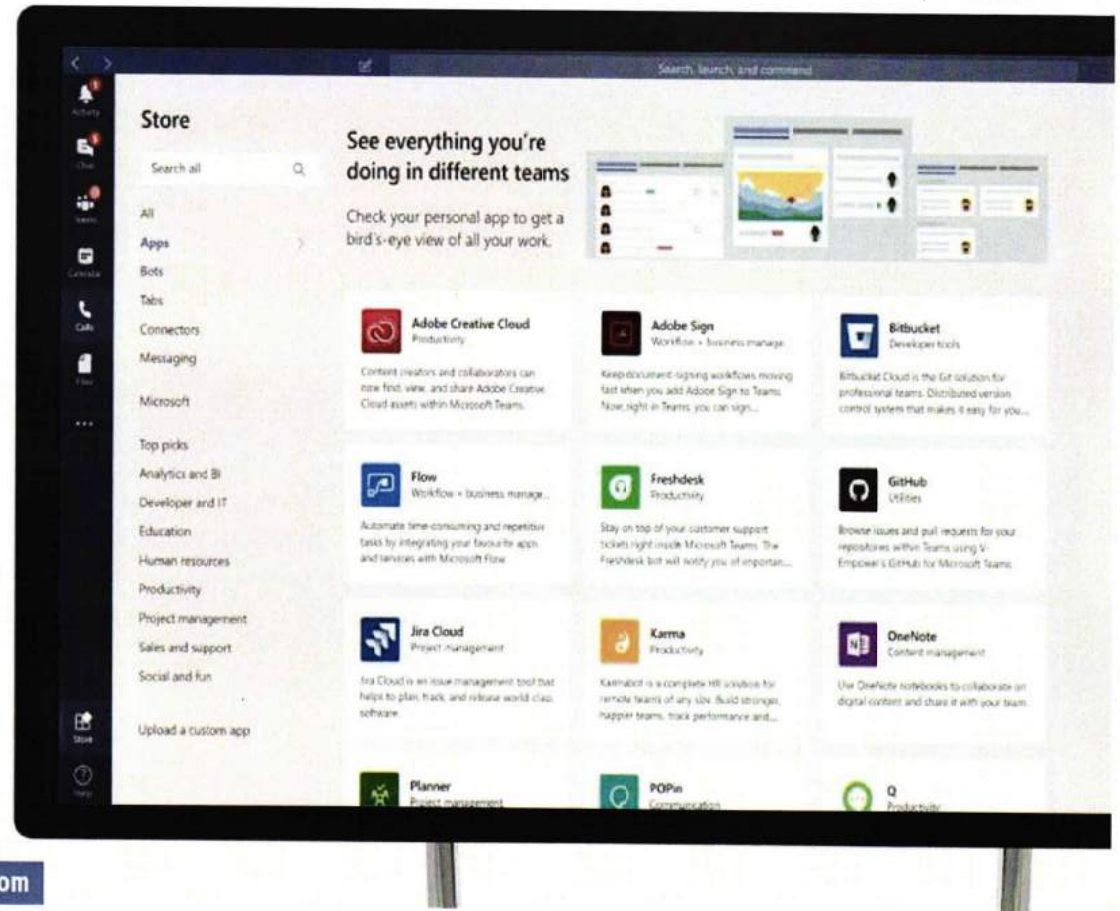


## Hub for apps

**Streamline workflow** and bring all your apps into a single hub.

**Extend your team with 3<sup>rd</sup> party apps** to combine the best of Microsoft with a huge store of apps across education, developers, marketing and more.

**Integrate artificial intelligence** using bots for Microsoft Teams to easily complete tasks such as course polls, arrange meetings and manage tasks.



Call us 9325549222 | [www.brandpranita.com](http://www.brandpranita.com) | [contactus@brandpranita.com](mailto:contactus@brandpranita.com)

Dean

M.G.M. Dental College and Hospital,  
Kamothe, Navi Mumbai 410 209.

## Online learning and meetings

### Teams Meetings

For smaller lectures, breakout sessions, capstone courses, group meetings

- Supports up to 250 concurrent participants
- Audio and video for both presenters and participants
- Meeting recording available with Stream integration
- Transcription available after recording
- Chat, share files and reactions inside the meeting
- Capture lecture notes



Dean  
M.G.M. Dental College and Hospital,  
Kamohle, Navli Kumbhari 410 209.

82



## Live Events

For large lectures, online courses, public virtual events

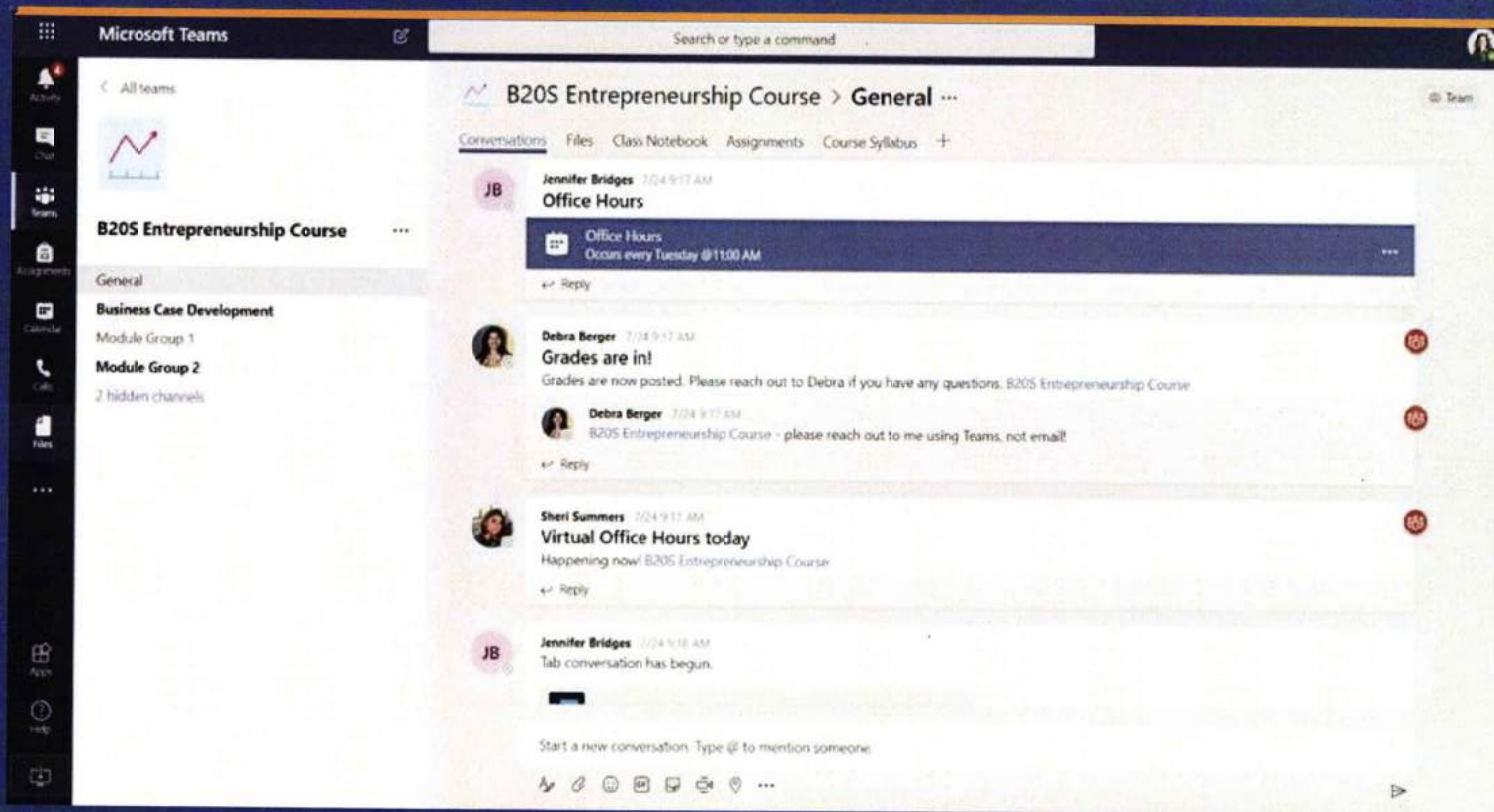
- Supports up to 10K concurrent participants
- Audio and video for presenters only
- Automatic meeting recording via Stream
- Real time closed captioning
- Real time translation in up to 6 languages at a time
- Moderated Q&A available
- Attendance report available after event
- Engagement report available after event



Call us 9325549222 | [www.brandpranita.com](http://www.brandpranita.com) | [contactus@brandpranita.com](mailto:contactus@brandpranita.com)



# Teams interface review



Call us 9325549222 | [www.brandpranita.com](http://www.brandpranita.com) | [contactus@brandpranita.com](mailto:contactus@brandpranita.com)

Dean

M.G.M. Dental College and Hospital,  
Kamothe, Navi Mumbai 410 209.

# Teams interface review > The me space



Call us 9325549222 | [www.brandpranita.com](http://www.brandpranita.com) | [contactus@brandpranita.com](mailto:contactus@brandpranita.com)

Dear *Dr*  
M.G.M. Dental College and Hospital,  
Kamothe, Navi Mumbai 410 209.



# Teams interface review    The app bar



Activity  
Chat Teams  
Calendar  
Files  
Assignments  
More

App Store

Call us 9325549222 | [www.brandpranita.com](http://www.brandpranita.com) | [contactus@brandpranita.com](mailto:contactus@brandpranita.com)

Dear 

M.G.M. Dental College and Hospital,  
Kamothe, Navi Mumbai 410 209.



# Teams interface review > Left rail



Dear *MS*  
M.G.M. Dental College and Hospital,  
Kamothe, Navi Mumbai 410 209.



# Teams interface review > The canvas



Call us 9325549222 | [www.brandpranita.com](http://www.brandpranita.com) | [contactus@brandpranita.com](mailto:contactus@brandpranita.com)


Dean 

M.G.M. Dental College and Hospital,  
Kamothe, Navi Mumbai 415 209

# Teams interface review > Tabs



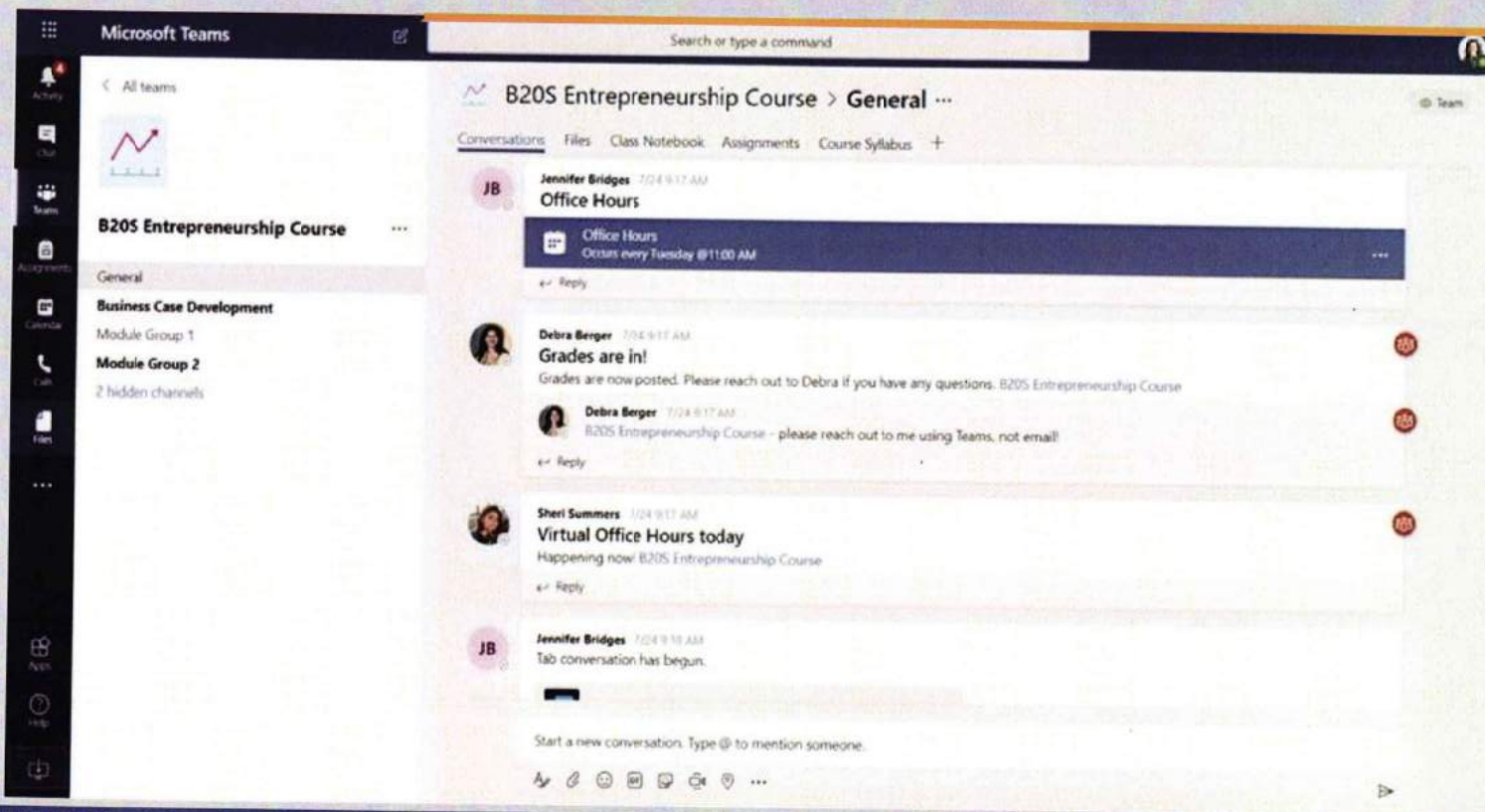
Call us 9325549222 | [www.brandpranita.com](http://www.brandpranita.com) | [contactus@brandpranita.com](mailto:contactus@brandpranita.com)

Dean   
M.G.M. Dental College and Hospital,  
Kamothe, Navi Mumbai 410 209.



# Teams features review

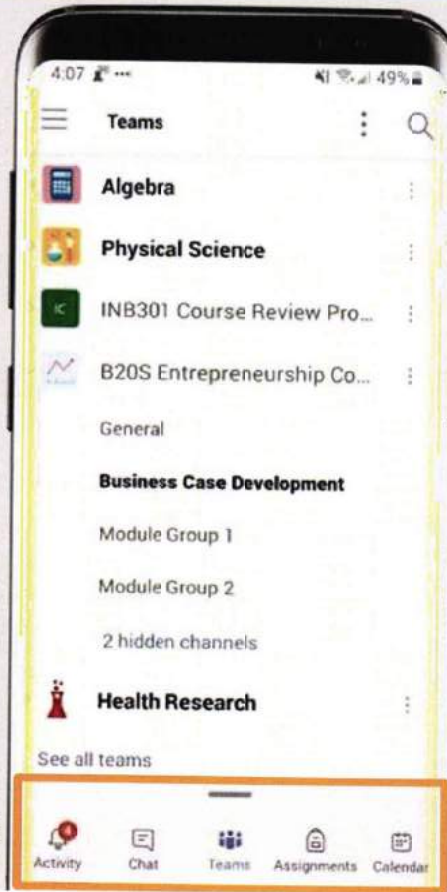
# Command box



Call us 9325549222 | [www.brandpranita.com](http://www.brandpranita.com) | [contactus@brandpranita.com](mailto:contactus@brandpranita.com)

Dean   
M.G.M. Dental College and Hospital,  
Kamothe, Navi Mumbai 410 209,

# Teams interface review > Phone app



M.G.M. Dental College and Hospital,  
Kamohie, Navi Mumbai 410 209.

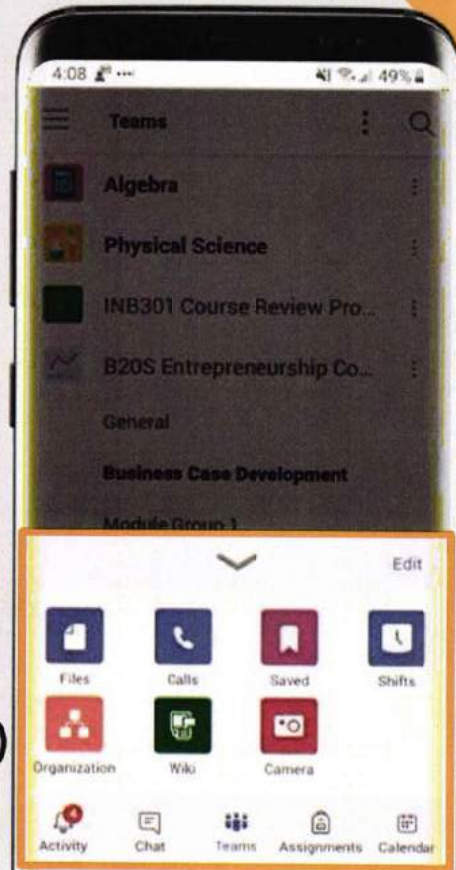
Handwritten signature or initials.

The app bar on mobile

Call us 9325549222 | [www.brandpranita.com](http://www.brandpranita.com) | [contactus@brandpranita.com](mailto:contactus@brandpranita.com)



# Teams interface review Navigation



M.G.M. Dental College and Hospital  
Kamothe, Navi Mumbai 410 206  
Dean

**Apps Drawer**  
(swipe up on nav bar)

# Warm up activity

Open the Teams app on your phone

Download from -  
[teams.microsoft.com/download](https://teams.microsoft.com/download)

M.G.M. Dental College and Hospital,  
Kamothe, Navi Mumbai 410 209.  
Dean



Call us 9325549222 | [www.brandpranita.com](http://www.brandpranita.com) | [contactus@brandpranita.com](mailto:contactus@brandpranita.com)



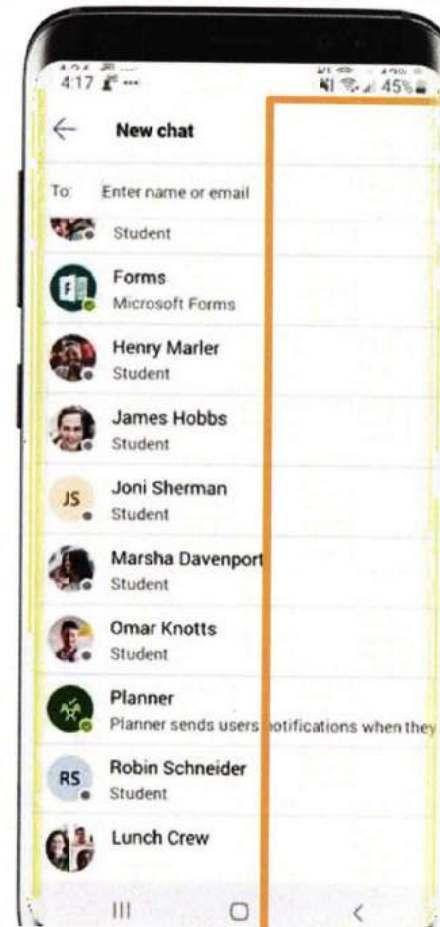


# Warm up activity

Start a chat with the person beside you

*Handwritten signature*  
Dean  
M.G.M. Dental College and Hospital,  
Kamothe, Navi Mumbai 410 209.

Call us 9325549222 | [www.brandpranita.com](http://www.brandpranita.com) | [contactus@brandpranita.com](mailto:contactus@brandpranita.com)



# Hands on with Teams



M.G.M. Dental College and Hospital,  
Kamroth, Naraina, New Delhi 110028.  
Dean

*Handwritten signature*

Call us 9325549222 | [www.brandpranita.com](http://www.brandpranita.com) | [contactus@brandpranita.com](mailto:contactus@brandpranita.com)



# Group activity



Dean  
M.G.M. Dental College and Hospital,  
Kamothé, Navi Mumbai 410 209.

*Handwritten signature*

Call us 9325549222 | [www.brandpranita.com](http://www.brandpranita.com) | [contactus@brandpranita.com](mailto:contactus@brandpranita.com)

# Let's put your skills to the test.



Time for a Scavenger Hunt! In your groups, create a channel with your group name. Complete the following tasks and post your result to your channel:

1. Assign a task to each member in the group for a project action
2. Create a presentation and each team member add a slide on their favorite holiday destination
3. Share the weather report for the area tomorrow
4. Quickly gather the team's opinion in an efficient way
5. Notify everyone in your channel of a team meeting tomorrow (message must have title and each person receives a notification)

  
Dean  
M.G.M. Dental College and Hospital,  
Kamothe, Navi Mumbai 410 209.

Call us 9325549222 | [www.brandpranita.com](http://www.brandpranita.com) | [contactus@brandpranita.com](mailto:contactus@brandpranita.com)



# Resources & Training



Call us 9325549222 | [www.brandpranitaa.com](http://www.brandpranitaa.com) | [contactus@brandpranitaa.com](mailto:contactus@brandpranitaa.com)



# Microsoft Teams University

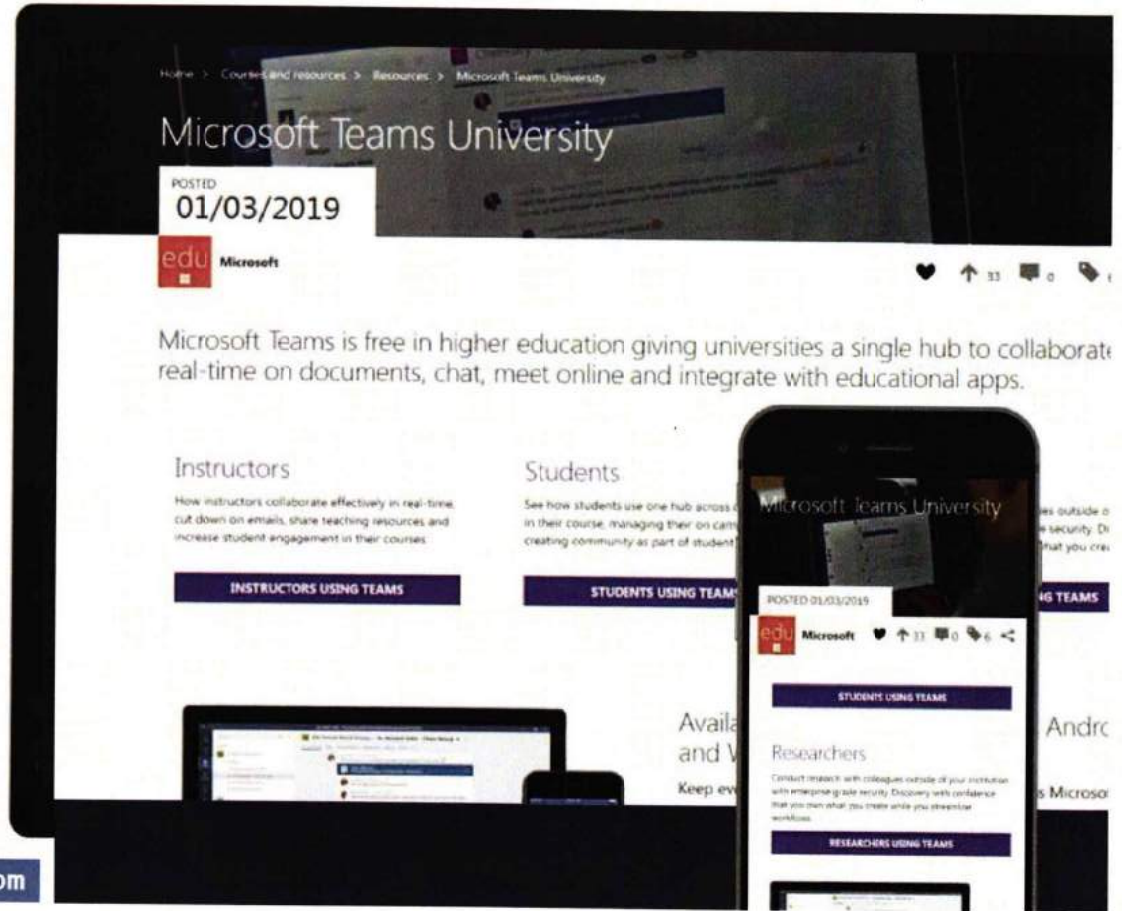
Free for higher and further education

## aka.ms/TeamsUniversity

Visit website now

M.G.M. Dental College and Hospital,  
Kamothe, Navi Mumbai 410 209.  
Dean 

Call us 9325549222 | [www.brandpranita.com](http://www.brandpranita.com) | [contactus@brandpranita.com](mailto:contactus@brandpranita.com)







## Additional resources to enable & adopt for



### IT Staff

[edx.org](https://edx.org)

- Self-paced Teams course by Microsoft
- Virtual labs how to manage and use Teams

Technical Docs at

[www.successwithteams.com](https://www.successwithteams.com)

### Adoption and service rollout leads

[edx.org](https://edx.org)

- Self-paced Teams course by Microsoft
- Guidance how to drive successful change management and adoption across the institution

[Adoption toolkit website](#)

### Everyone

Already in Teams app

- Access by clicking help
- Browse how to topics with videos from Microsoft
- Suggest new features
- Report a problem

Dean  
M.G.M. Dental College and Hospital,  
Kamothe, Navi Mumbai 410 209.



HomeSchool

Thank  
you



Call us 9325549222 | [www.brandpranita.com](http://www.brandpranita.com) | [contactus@brandpranita.com](mailto:contactus@brandpranita.com)

M. Govt. Dental College and Hospital,  
Kannur, Kerala  
Ph: 9347102392

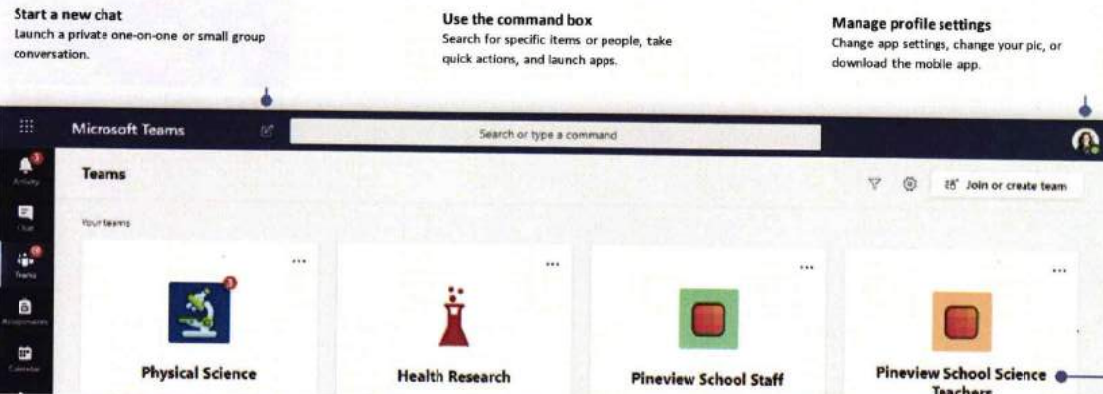


# Microsoft Teams for Education

Microsoft  
Learn more about Teams

## Quick Start Guide

New to Microsoft Teams for Education? Use this guide to learn the basics.



**Start a new chat**  
Launch a private one-on-one or small group conversation.

**Use the command box**  
Search for specific items or people, take quick actions, and launch apps.

**Manage profile settings**  
Change app settings, change your pic, or download the mobile app.

### Navigate Microsoft Teams

Use these buttons to switch between Activity Feed, Chat, your Teams, Assignments, Calendar, and Files.

### View and organize teams

Click to see your teams. Drag team tiles around to reorder them.

### Find personal apps

Click to find and manage your personal apps.

### Join or create a team

Find the team you're looking for, join with a code, or make one of your own.

### Manage your team

Add or remove members, create a new channel, or get a link to the team.

### View your team

Click to open your class or staff team.

M.G.M. Dental College and Hospital,  
Kamothe, Navi Mumbai 411 209.

# Microsoft Teams for Education

Microsoft  
Learn more about Teams

## Class teams

Class teams provide special capabilities tailored for teaching and learning



### Add channels and manage your team

You can change team settings, add members to the class team and add channels.

### Open Class Notebook


Class Notebook is a digital binder you can use in your class to take notes and collaborate.

**Every team has channels** Click one to see the files and conversations about that topic, class unit, or week in the course. You can even have private channels for group projects!

Every team comes with a General channel. Open channel settings to add new channels, manage notifications and other settings.

### Format your message

Add a subject, format text, convert the message to an announcement, post across multiple teams or control who can reply and more.



Dean  
M.G.M. Dental College and Hospital,  
Kamothe, Navi Mumbai 410 209.



# Microsoft Teams for Education

Microsoft  
[Learn more about Teams](#)

## Schedule a meeting with your team or class

Hold classes, staff collaboration meetings, or trainings over online meetings

### Start a meeting right away

Add participants directly to a meeting that starts right away.

### Add new meeting

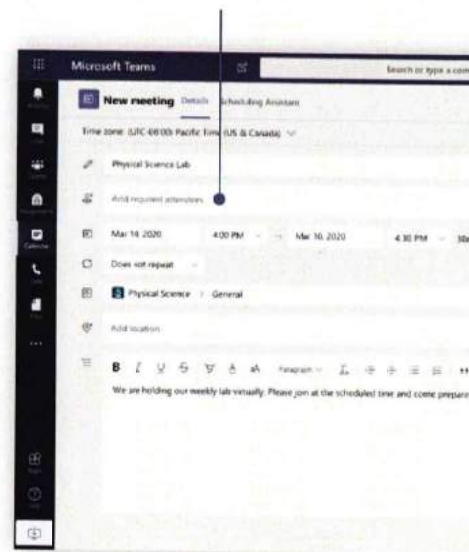
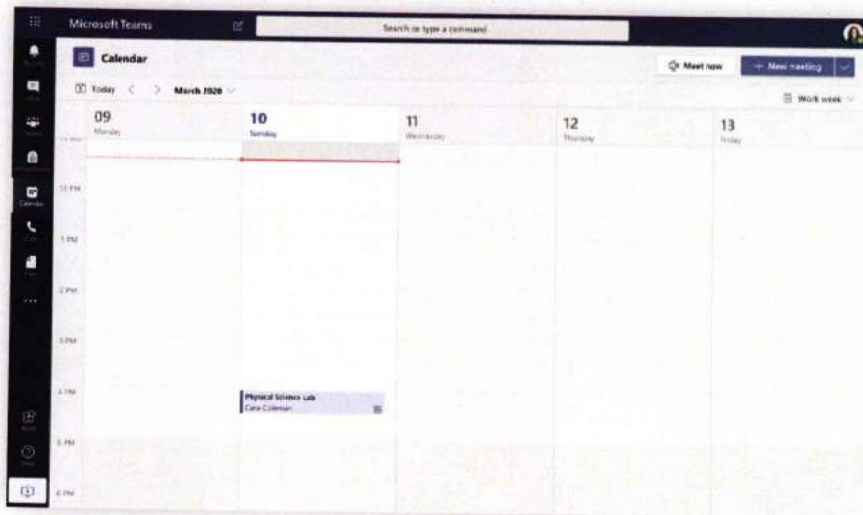
Schedule a new meeting for live discussion with up to 250 people or schedule a live event for a broadcasted event with a wider audience.

### Invite individuals to a meeting

Invite one or more individuals to your meeting. Meeting recordings and resources shared during the meeting will be organized within the meeting history item in your Chat view.

### Invite a channel to a meeting

Invite your whole class or working group to a meeting by selecting a channel to host the meeting. Meeting recordings and resources shared during meetings will be organized within the selected channel.



Dean

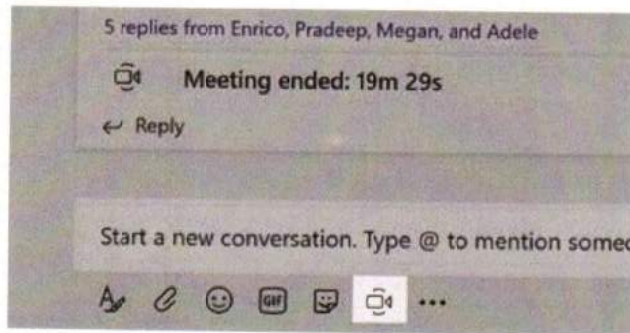
M.G.M. Dental College and Hospital,  
Kamothe, Navi Mumbai 410 209.

# Microsoft Teams for Education

Microsoft  
Learn more about Teams

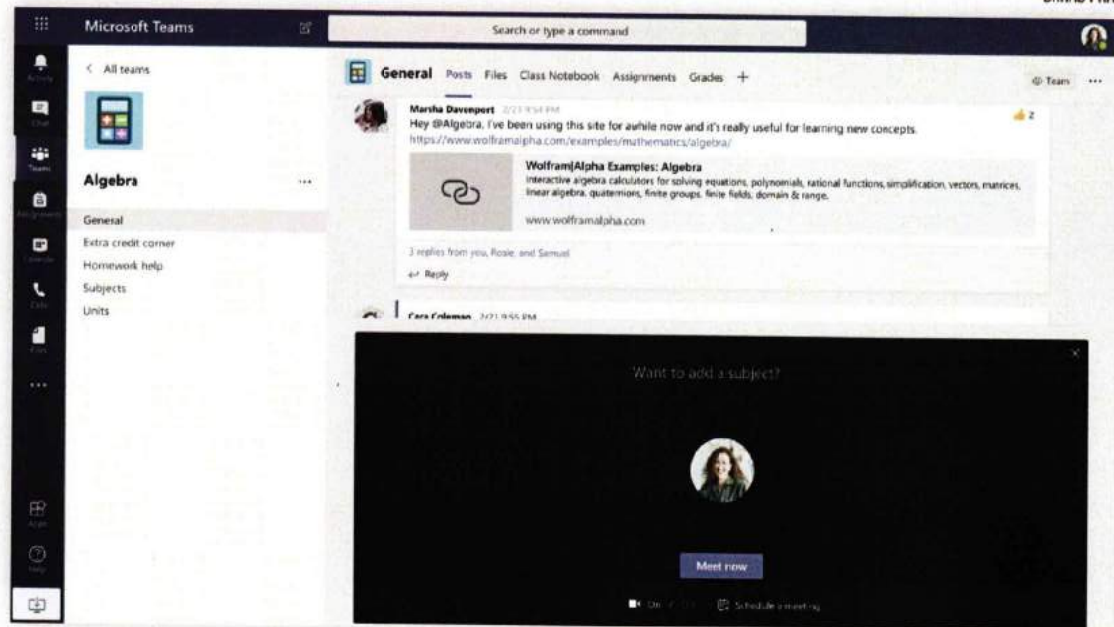
## Schedule a meeting with your team or class

Hold classes, staff collaboration meetings, or trainings over online meetings



Click **Meet now** under the message box to start a live meeting in a channel. If you click **Reply** to a message, then the meeting will be attached to that conversation. If you wish to start an independent meeting that is not tied to a channel, then follow the instructions on the previous page by selecting **Calendar > New Meeting**.

You can invite people to the meeting or ask them to join it directly from the channel.



Select **Meet now** to start the meeting right away or **Schedule a meeting** to schedule the meeting for the future. Members of the channel will see an invitation for the meeting in their calendar if you decide to schedule it for later.

Dean  
M.G.M. Dental College and Hospital,  
Kamothe, Navi Mumbai 410 209.

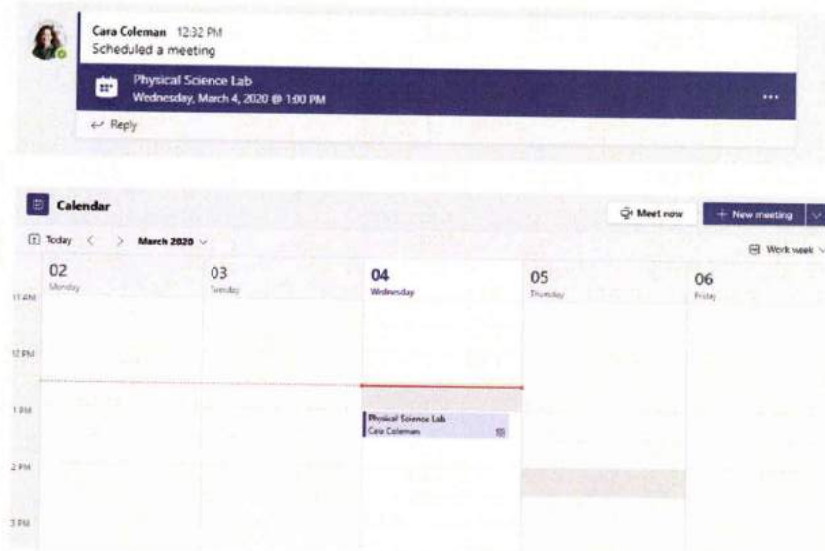


# Microsoft Teams for Education

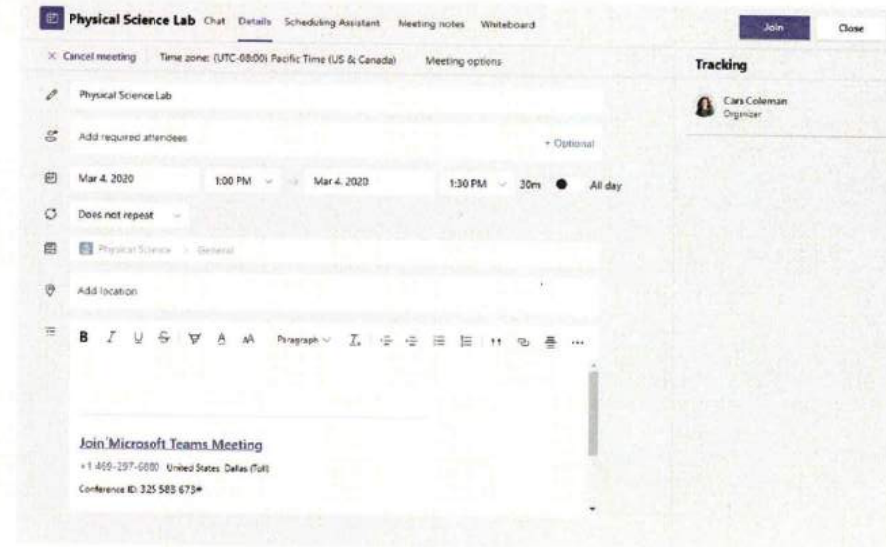
Microsoft  
[Learn more about Teams](#)

## Join a meeting

Hold classes, staff collaboration meetings, or trainings over online meetings



Find the meeting invitation in the channel of your team or on your Teams calendar.



Open the meeting and click **Join** to join the meeting.

Dean  
M.G.M. Dental College and Hospital,  
Kamothe, Navi Mumbai 410 209.

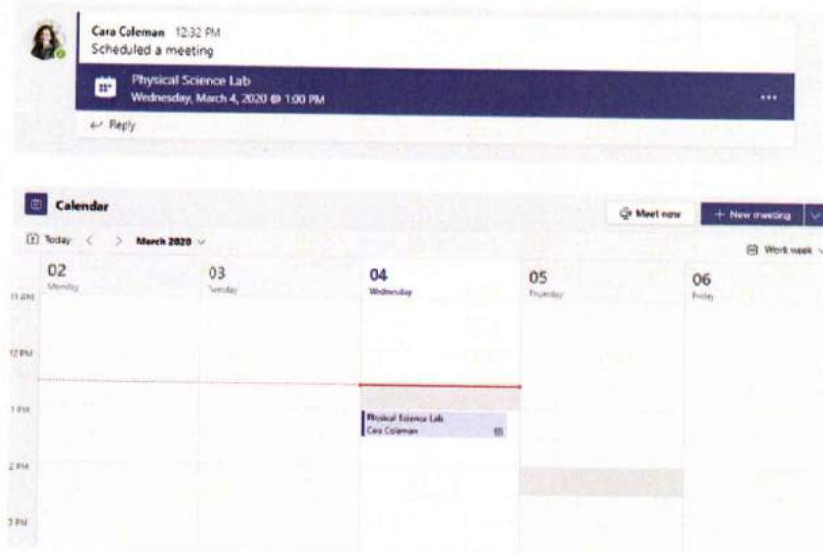
# Microsoft Teams for Education



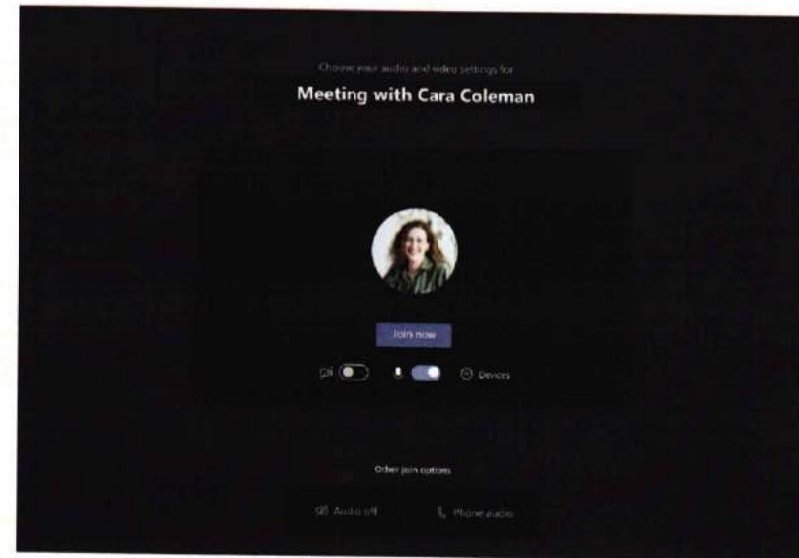
[Learn more about Teams](#)

## Join a meeting

Hold classes, staff collaboration meetings, or trainings over online meetings



Find the meeting invitation in the channel of your team or on your Teams calendar. Click to open the meeting item and select **Join**.



Double-check your audio and video input, turn on the camera, and unmute your microphone to be heard. Select **Join now** to enter the meeting.

*Dr. [Signature]*  
Dean  
M.G.M. Dental College and Hospital,  
Kamothe, Navi Mumbai 410 209.

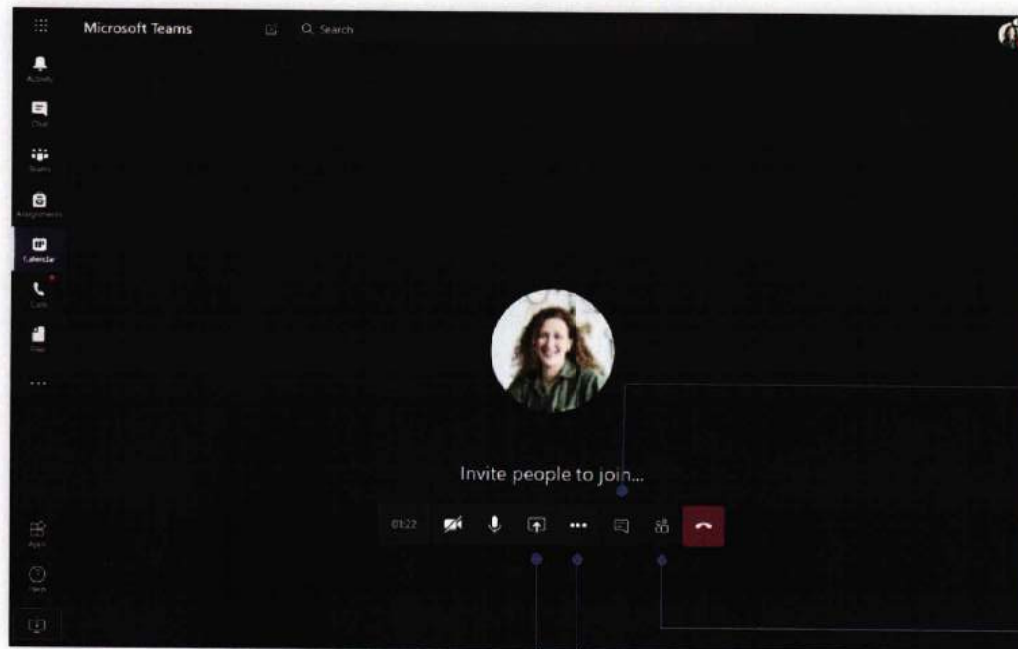


# Microsoft Teams for Education

Microsoft  
[Learn more about Teams](#)

## Participate in a meeting

Share video, voice, or your screen during the online call.



**Send chat messages**  
Send chat messages, share links, add a file, and more. Resources you share will be available after the meeting.

**Leave the meeting**  
The meeting will continue even after you have left.

**Add participants to the meeting.**

Turn your video feed on and off.

Mute and unmute yourself.

Share your screen and sounds from your computer.

Dean  
M.G.M. Dental College and Hospital,  
Kamothe, Navi Mumbai 410 209.

# Microsoft Teams for Education

Microsoft  
[Learn more about Teams](#)

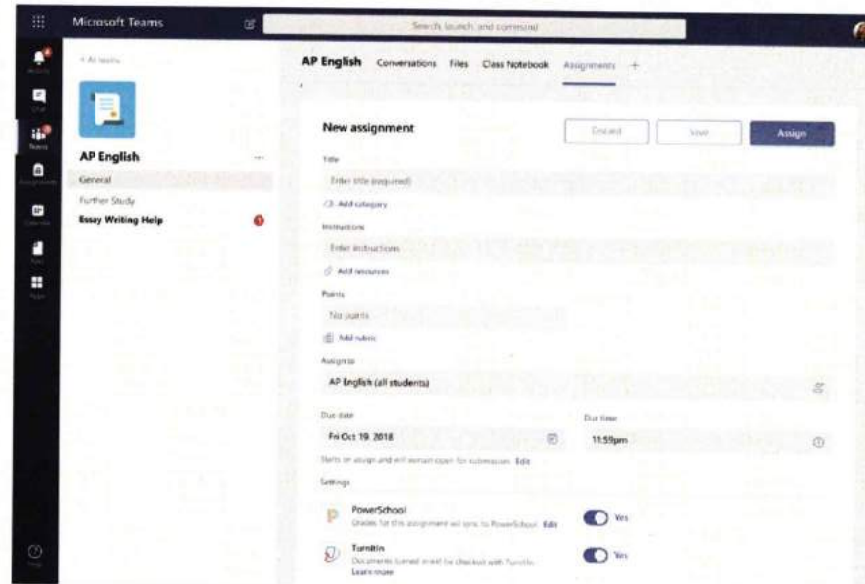
## Assignments

Create learning activities for students with integrated Office applications.



### View upcoming assignments

View both upcoming and turned in assignments by class, or view them across all your classes. Selecting an assignment will allow you to turn it in or view feedback and scores.



**Add a grading rubric**  
Use the rubrics tool to create customizable, reusable rubrics for students to reference and for you to evaluate their work.

**Edit due dates, close date, and schedule to assign**  
Customize all the dates and times that are important to the assignment.

### Add resources

Customize the assignment with content from OneDrive, your device, links, and more.

### Assign to classes or individuals

Assignments can be distributed to multiple classes or personalized to the individual student.

Dear  
M.G.M. Dental College and Hospital,  
Kamothe, Navi Mumbai 410 209.



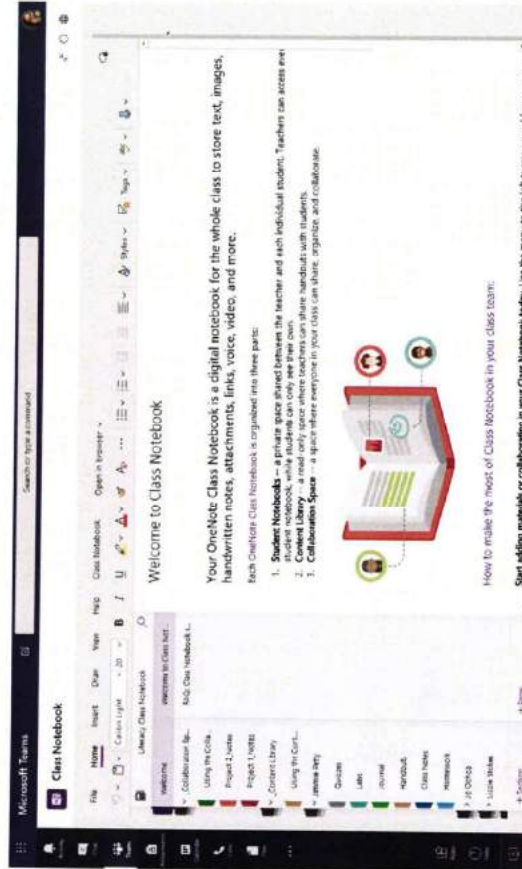


# Microsoft Teams for Education



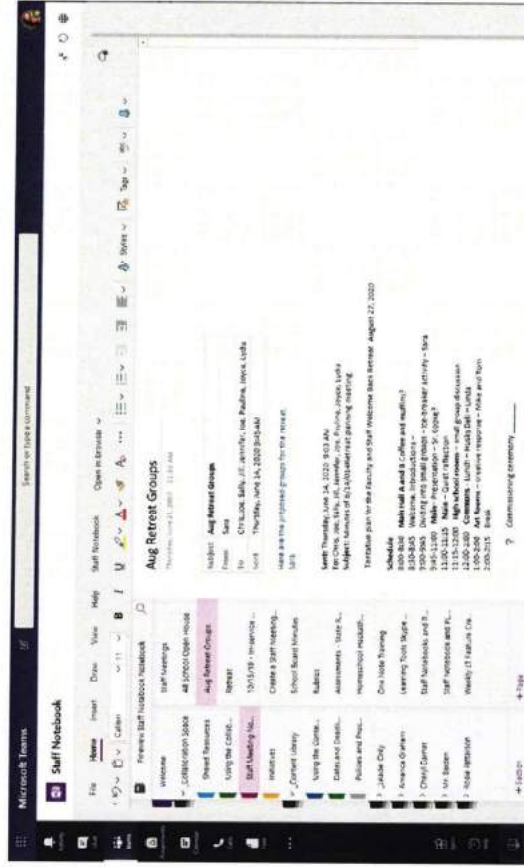
## OneNote Class and Staff Notebooks

A digital binder to use in your class or with your staff to take notes and collaborate



Personal notes, class notes, and collaboration  
 OneNote Class Notebooks have a personal workspace for every student, a Content Library for handouts, and a Collaboration Space for lessons and creative activities.

*Dr.*  
**M.G.M. Dental College and Hospital,**  
**Kamothe, Navi Mumbai 410 209.**



Great for staff meeting notes, brainstorming, and classroom observations  
 OneNote Staff Notebooks have a personal workspace for every staff member or teacher, a Content Library for shared information, and a Collaboration Space for everyone to work together, all within one powerful notebook.



# Microsoft Teams for Education



## Sign in


In Windows, click **Start** > **Microsoft Teams**.  
On Mac, go to the **Applications** folder and click **Microsoft Teams**. On mobile, tap the **Teams** icon. Then, sign in with your school email and password.



## Start a conversation

With the whole team... Click **Teams**, pick a team and channel, write your message, and click **Send**.

With a person or group... Click **New chat**, type the name of the person or group in the **To** field, write your message, and click **Send**.



*SC*  
M.G.M. Dental College and Hospital,  
Kamothle, Navi Mumbai 410 209.

# Microsoft Teams for Education



## Enrich your channel posts

Create classroom announcements and posts. Edit your post to get your students' attention, control who replies, and post across multiple channels.



**Change your message type**  
Select if you want to start a new conversation topic or post an announcement.

**Control who can reply**  
Allow everyone to reply to your post or limit replies to moderators only.

**Post in any channel or team**  
Post your message in any of your teams and channels all at once. Great for broadcasting an important announcement!

**Change the importance of your message**  
Mark your message as important if you want to draw more attention to the post.

The toolbar includes icons for: New conversation, Bold (B), Italic (I), Underline (U), Text color (A), Paragraph (P), Bulleted list (ul), Numbered list (ol), Indent (left and right arrows), Decrease indent (left arrow), Increase indent (right arrow), Link (chain), Unlink (chain with slash), Embed (grid), and a three-dot menu.

**Format your text**  
Change text color, format, and style.

**Add a subject**  
Keep the topic of your new post clear by adding a subject.

**Add a subject**  
Click here to enter a rich format mode for your message.

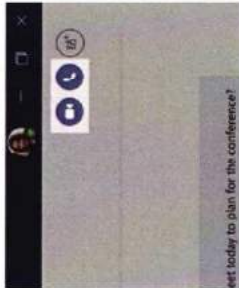
  
Dean  
M.G.M. Dental College and Hospital,  
Kamothe, Navi Mumbai 410 209.



# Microsoft Teams for Education


## Make video and audio calls

Click **Video call** or **Audio call** to call someone from a chat. To dial a number, click **Calls** on the left and enter a phone number. View your call history and voicemail in the same area.




## Reply to a conversation

Channel conversations are organized by date and then threaded. Find the thread you want to reply to, then click **Reply**. Add your thoughts and click **Send**.



## @mention someone

To get someone's attention, type @, then their name (or pick them from the list that appears). Type @team to message everyone in a team or @channel to notify everyone who favorited that channel.



## Add an emoji, meme, or GIF

Click **Sticker** under the box where you type your message, then pick a meme or sticker from one of the categories. There are also buttons for adding an emoji or GIF. Search for MicrosoftEDU in the GIF search box for extra fun!



*Dr*  
Dean  
M.G.M. Dental College and Hospital,  
Kamothe, Navi Mumbai 410 209.

# Microsoft Teams for Education

## Stay on top of things

Click **Activity** on the left. The **Feed** shows you all your notifications and everything that's happened lately in the channels you follow. This is also where you'll see notifications about your assignments.



## Share a file

Click **Attach** under the box where you type messages, select the file location and then the file you want. Depending on the location of the file, you'll get options for uploading a copy, sharing a link, or other ways to share.



## Add a tab in a channel

Click + by the tabs at the top of the channel, click the app you want, and then follow the prompts. Use **Search** if you don't see the app you want.



## Work with files

Click **Files** on the left to see all files shared across all of your teams. Click **Files** at the top of a channel to see all files shared in that channel. Click **More options ...** next to a file to see what you can do with it. In a channel, you can instantly turn a file into a tab at the top!



*PK*  
Dean  
M.G.M. Dental College and Hospital,  
Kamothe, Navi Mumbai 410 209.




# Microsoft Teams for Education



## Search for stuff

Type a phrase in the command box at the top of the app and press Enter. Then select the **Messages**, **People**, or **Files** tab. Select an item or click **Filter** to refine your search results.



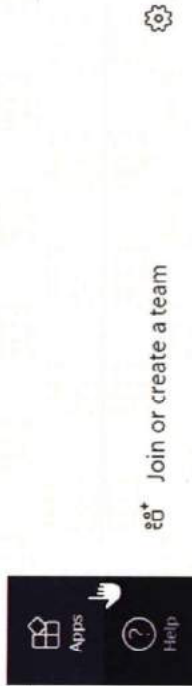
## Find your personal apps

Click **More added apps** to see your personal apps. You can open or uninstall them here. Add more apps under **Apps**. These apps provide an aggregate and global view of that content type.



## Add apps

Click **Apps** on the left. Here, you can select apps you want to use in Teams, choose the appropriate settings, and **Add**.



## Next steps with Microsoft Teams

Get how-to guidance for teaching and learning with Teams. You can also click the Help icon in Teams to access help topics and training.

**Articles** with how-to guidance for teaching in Teams.

1-hour online courses in the Microsoft Educator Center:

- How teachers use Teams in their professional lives- [Transform Learning with Microsoft Teams](#).
- Teaching in Class Teams- [Crafting a Collaborative Learning Environment with Class Teams](#).


## Get other Quick Start Guides

To download our free Quick Start Guides for your other favorite apps, go to <https://go.microsoft.com/fwlink/?linkid=2008317>.

*Dr. Dean*  
M.G.M. Dental College and Hospital,  
Kamothe, Navi Mumbai 410 209.


Domain Submission

- Education Licence Eligibility



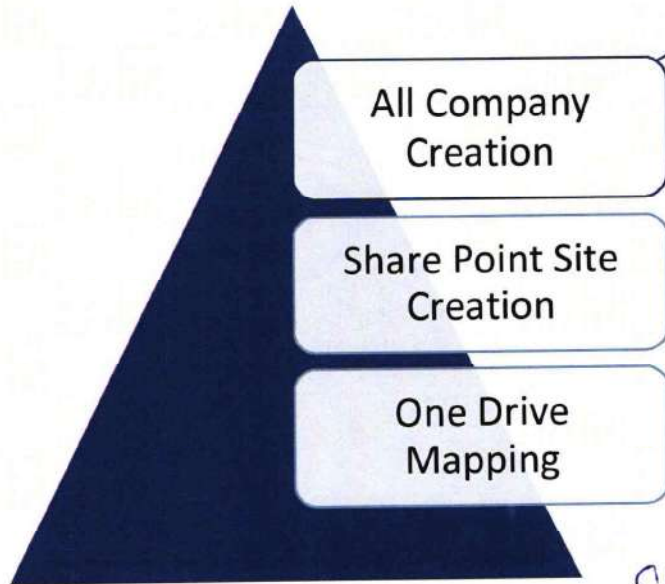
Domain Validation

- Authentic Educational User



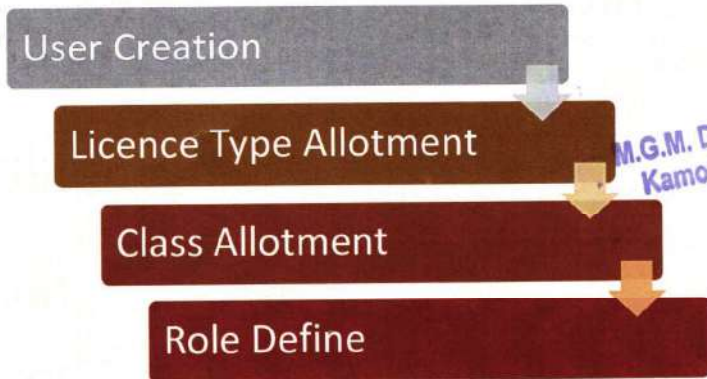
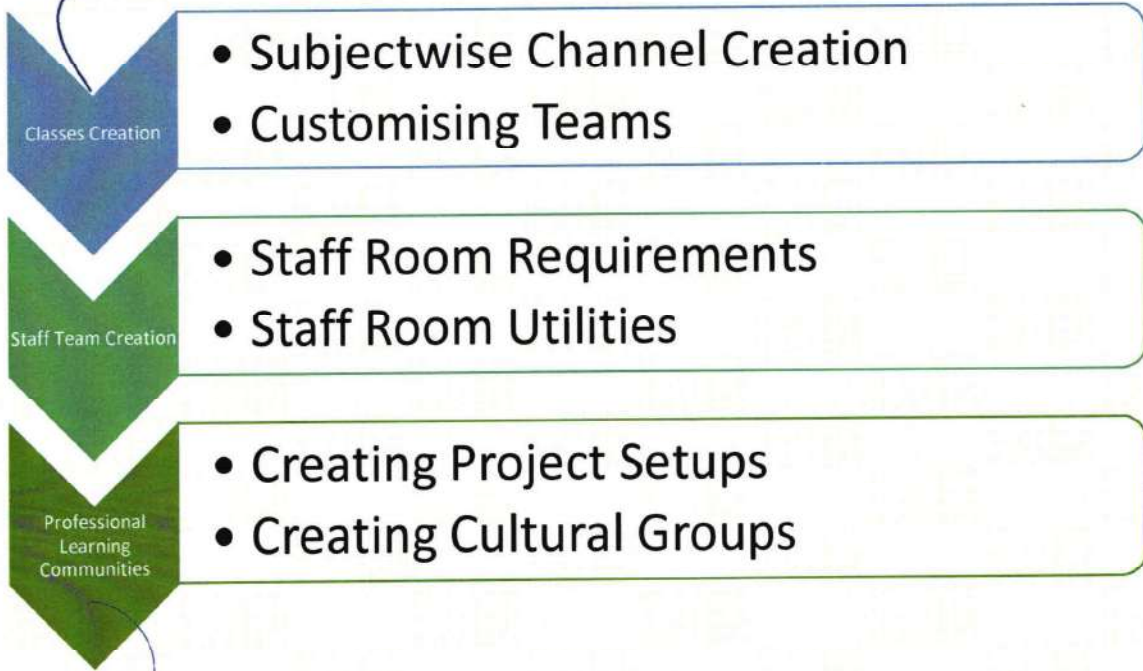
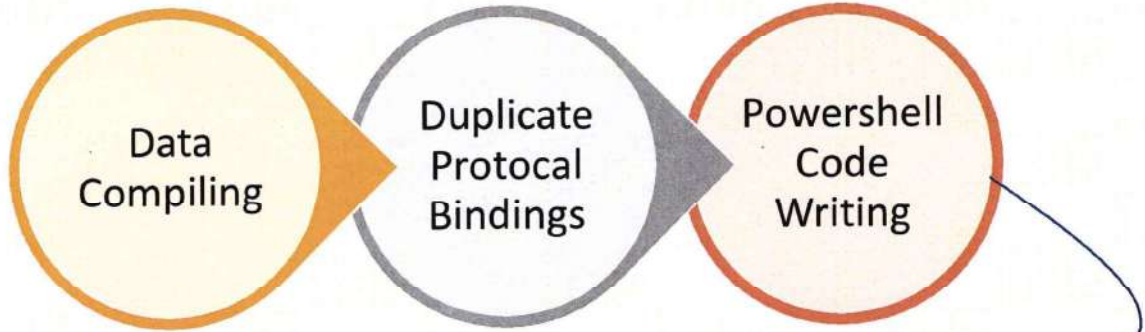
Licence Patching on Domain

- Putting MX Records in DNS Settings of Domain




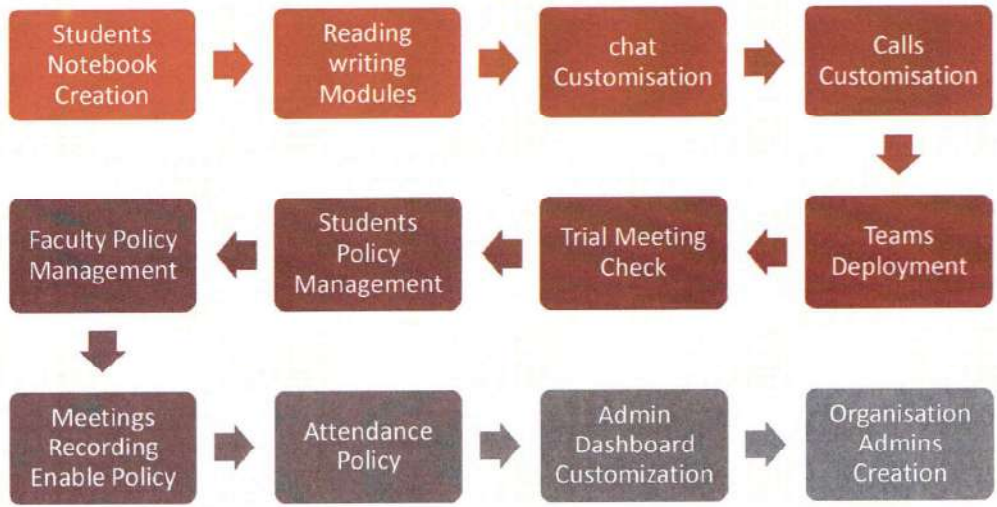
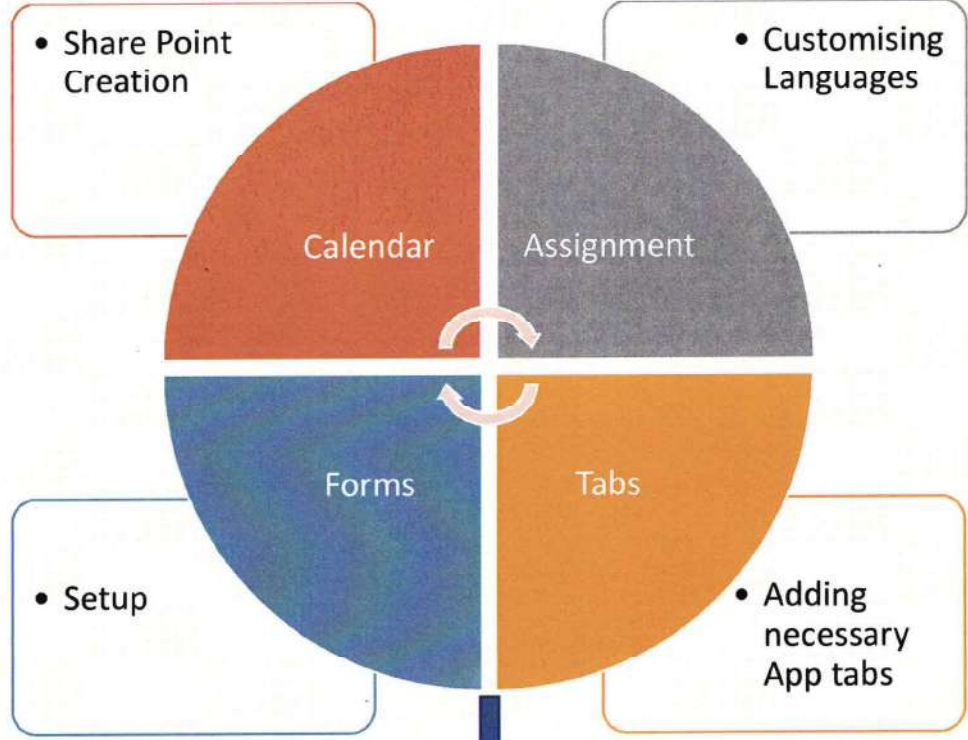
*SE* Dean  
M.G.M. Dental College and Hospital,  
Kamothe, Navi Mumbai 410 209.





*86*  
Dean  
M.G.M. Dental College and Hospital,  
Kamothe, Navi Mumbai 410 209.



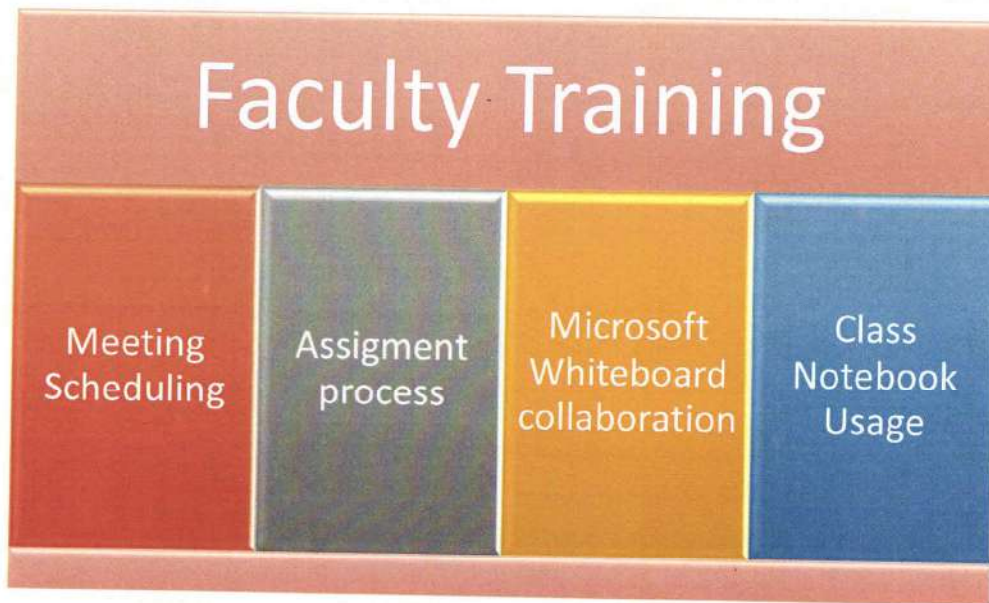
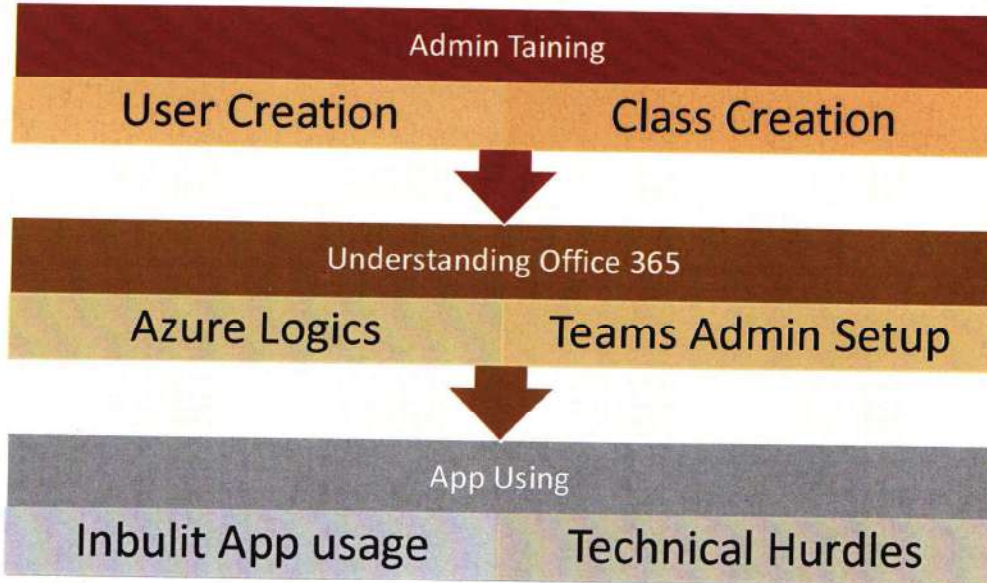


**Deployment**

- \_\_\_\_\_ User id
- \_\_\_\_\_ Logins
- \_\_\_\_\_ Error Resolving
- \_\_\_\_\_ Auto Password Setup

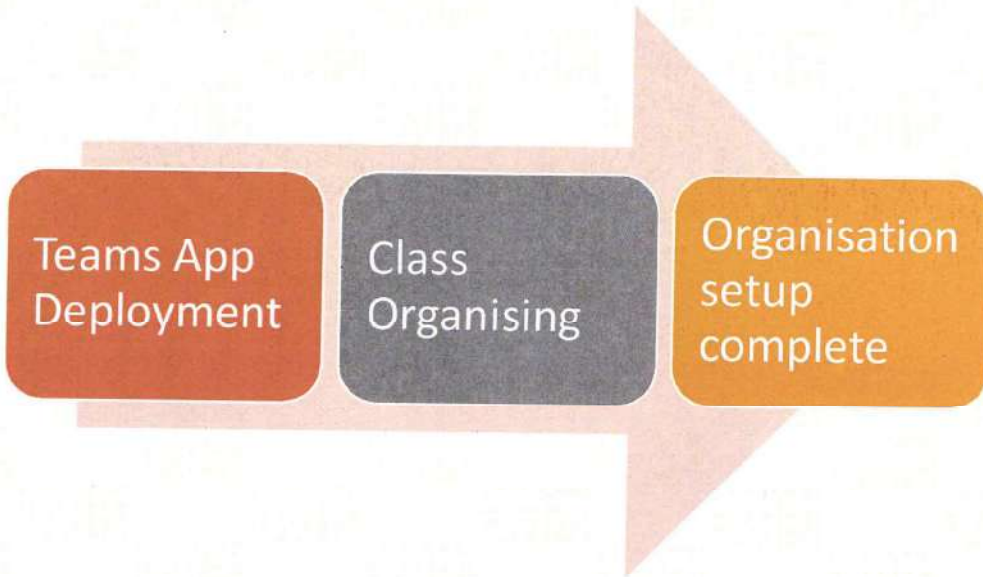
*Handwritten signature*  
Dean  
M.G.M. Dental College and Hospital,  
Kamothe, Navi Mumbai 410 209.





- Understanding Teams Protocol
- Bandwidth Management
- self Updation

*[Signature]*  
Dean  
M.G.M. Dental College and Hospital,  
Kamothe, Navi Mumbai 410 209.



Team	Members/Roles	Channels	Files and apps	Benefits
<b>School Board</b>	School Board president, members, and trustees	Announcements	Power BI to track student data and achievement.	Save time
<b>Department of Education</b>	Committee chairs	Meetings	Website portals	Reduce unproductive email chains
<b>Large-scale educational initiatives</b>	Superintendents	Calendars and timelines	Updates to country/state/province standards and laws.	Streamline two-way communication between stakeholders, administrators, and school leaders.
(Staff or PLC team)	Organization leaders	Channels for each district, county, or organization.	Board meeting minutes, attendance, comments, and notes.	Increase venues to receive and track feedback.
		Channels for committees or sub-teams	Policies and procedures	Create one place to access meeting minutes and important documents.
		Goal tracking		

*[Signature]*  
M.G.M. Dental College and Hospital,  
Kamothe, Navi Mumbai 410 209.



<b>School Leadership</b> (Staff team)	Superintendent	School board meetings	Power BI to track student data and achievement.	Save time
	Support staff	Channels for each school.	Charter information	Reduce unproductive email chains
	School leaders responsible for updating the superintendent on key initiatives.	Channel to chart progress on district-level objectives.	Updates to country/state/province standards and laws.	Create one place to access meeting minutes and important documents
			Board meeting minutes, attendance, comments, and notes.	Create a "paper trail" to reference for important district-wide discussions.
			Policies and procedures	
			Staffing and hiring initiatives	
			Meetings	

<b>School departments</b> Examples: Special Education, Language Arts, High School Mathematics (PLC or Staff team)	School leaders and/or department chairs	Professional development	Classroom observation notes	Save time
	Teachers	Standards and learning outcome goals	Staffing and hiring initiatives	Reduce unproductive email chains
		Budgets, Scheduling	Semester/Quarter Calendars and dates	Create one place to access meeting minutes and important documents
		Curriculum collaboration	Employee handbook	
		Classroom observations	Professional development resources	Encourage every educator to contribute in a more equitable way and provide community
		IEP planning	Planning and curriculum resources	
		Staff meetings	IEPs	Create a "paper trail" to reference for important district-wide discussions.
			Staff meeting notes	
			Meetings	
			Tide charts	
			Student work samples	

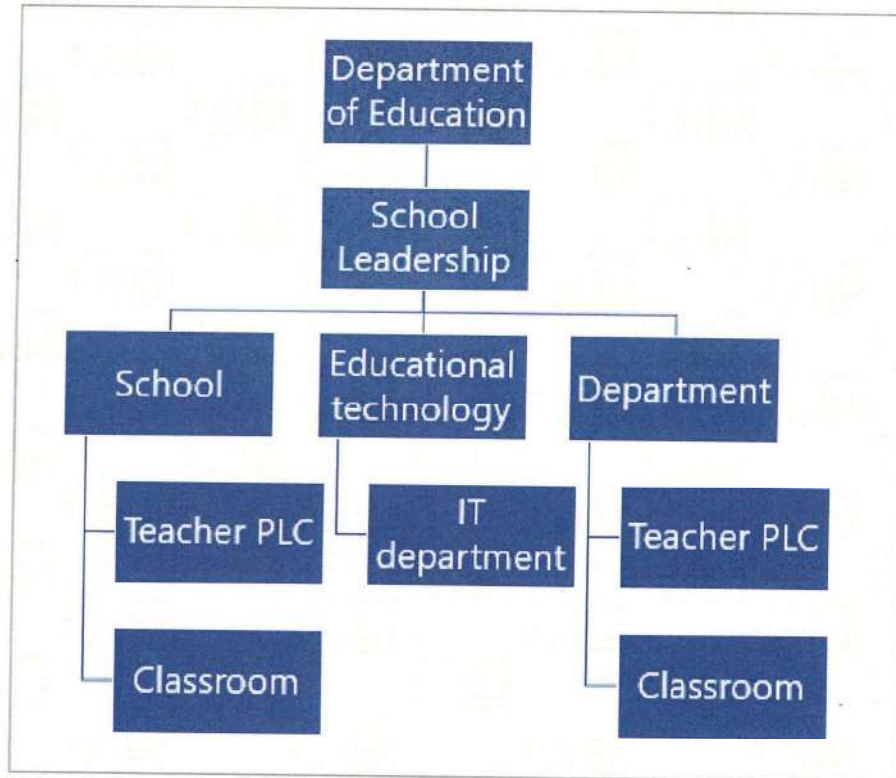
*M.G.M. Dean*  
**M.G.M. Dental College and Hospital,**  
**Kamothe, Navi Mumbai 410 209.**

<b>Schools</b> (Staff team)	School leader	Assemblies and school-wide event planning	Employee or school handbooks	Save time
	Support staff	Announcements	Staff meeting agendas and notes	Reduce unproductive email chains
	Teachers	Safety plan policies and communication	Class observation notes	Allow for positive staff interactions
		Attendance	Lesson plans	Provide a collaborative workspace
		School improvement planning	Test data results	Save budget through copy and paper cost savings
		Classroom observations	Professional development planning	
		Substitute requests	Calendars	
		Research and/or working groups	IEPs	
		IEP planning	Tide charts	
	<b>Educational technology</b> (Staff or Anyone team)	School leader	Curriculum and software pilots	Calendars
Staff development professional		Device and site evaluations	Credentials	Reduce unproductive email
Instructional coaches		Event and training planning	Policy documents	Provide a "train the trainer" environment for key technical support staff at the school
Educational technology specialist		LMS/SIS coordination	Field feedback	Consolidate technical and curriculum outreach goals in one place
		Budgets		
		LMS/SIS troubleshooting and credentials		

  
 Dean

M.G.M. Dental College and Hospital,  
 Kamothe, Navi Mumbai 410 209.





## Microsoft Teams for Education

### *Microsoft Teams for Education*

If you're a school leader or IT Admin deploying Microsoft Teams for the first time, your goal is to set your administrators, schools, and teachers up for success from Day One. Brush up on some best practices for architecting your teams and channels to ensure streamlined communication and time-saving organization. We've broken it down for you in this handy guide.

We recommend adding educators to fewer, better organized teams vs. a team for every school initiative to model best practices from the beginning. As teachers begin participating in teams to communicate with their colleagues and administrators, they'll simultaneously begin learning how to organize and optimize their teams for students. This approach can be a fantastic strategy for game-changing Teams adoption in your school or district. We think you'll appreciate the inter-departmental efficiency and improved communication as well!

Dean

M.G.M. Dental College and Hospital,  
Kamothe, Navi Mumbai 410 209

*Our Associated installed setup*

*Schools, Colleges and Universities*

1. BharatRatna Indira Gandhi college of Engineering, Solapur
2. **Maratha Mandal's Shivaji Group of Schools and Colleges, Solapur**
3. **Sangameshwar College and Schools, Solapur**
4. Group of Shri Shri Shri Ravishankar English Medium School, Latur, Bangalore Chennai Ooty
5. Krushnaai Pratishtan English medium school and College, Latur
6. Rajnarayan Lahoti CBSE School, Latur
7. Bankatlal Lahoti CBSE School, Latur
8. Rajasthani School, Latur
9. Saraswati Vidyalaya, Latur
10. **Dayanand Shikshan Santha Entire...**
  - a. Dayanand College of Science
  - b. Dayanand College of Arts
  - c. Dayanand College of Commerce
  - d. Dayanand College of Pharmacy
  - e. Dayanand College of Computer Science
  - f. Dayanand College of Law
  - g. Dayanand College of Architecture
11. Shri Swami Samarth Vidyalalaya, Latur
12. SSPM ADARSH MAHAVIDYALAYA OMERGA
13. SHRAMJIVI BED COLLEGE OMERGA
14. Tatyaraoji More College Of Pharmacy
15. THE RISING SUN ENGLISH SCHOOL OMERGA
16. **MGM University, Entire Group of University Aurangabad**
17. MGM College of Medical Sciences, Kamothe Navi Mumbai

  
M.G.M. Dental College and Hospital  
Kamothe, Navi Mumbai 410 209.



18. MGM CBSE School Nerul Navi Mumbai
19. MGM Law College, Navi Mumbai
20. **Deogiri Group of Public School and College, Aurangabad**
21. **Marathwada Shikshan Prasarak Mandal Entire Group, Aurangabad**
22. Cambridge ICSE School, Aurangabad.
23. **St. Xavier's School Group, Bangalore and Mangalore**
24. **St. Lawrence School Group, Bangalore and Mangalore**
25. **St. Peters School Group, Bangalore and Mangalore**
26. **Heritage CBSE School, Guwahati**
27. **Delhi Public School Entire Group Delhi**
28. **IPS CBSE School Lokapur Karnataka**

## Configure Teams for Education


Microsoft Teams is a digital hub that brings conversations, meetings, files, and apps together in one place. Because Teams is built on Office 365, schools' benefit from integration with their familiar Office apps and services. It delivers enterprise-grade security and compliance that is extensible and customizable to fit the needs of every school.

With Microsoft Teams, your school or institution can create collaborative classrooms, connect in professional learning communities, communicate with school staff, coordinate research across institutions or more easily facilitate student life efforts like clubs or extracurricular activities – all from a single experience in Office 365 for Education.

Microsoft Teams for Education comes with all the powerful communication and collaboration tools that are available to other Teams users.

Unique Teams capabilities for education users:

1. A simplified Teams view that provides a simpler way to navigate and reduces visual distractions.
2. OneNote Class Notebooks are built into every class team, allowing teachers to organize interactive lessons and deliver personalized learning right from Teams.
3. End-to-end assignment management in Teams enables teachers to move quickly and effortlessly from creation and distribution to grading and feedback.

  
Dean  
M.G.M. Dental College and Hospital,  
Kamothe, Navi Mumbai 410 209.



**Assignments**

Assign, track, and grade class assignments.



**Screensharing**

Share your screen or presentation in real time.



**Immersive reader**

Easily read conversations and chats in a more personalised format, all in Microsoft Teams.



**Whiteboard**

Collaborate in Microsoft Teams using a freeform, infinite digital canvas.



**Raise your hand**

Make your voice heard without disrupting other students.



**Together mode**

See the whole class in a new way for discussions and presentations.



**Accessibility**

Get America Sign Language visibility features, live closed captions (US only), and Immersive Reader.



**Integration**

Create custom educational experiences with Microsoft Teams and learning management system integration.



**Custom background**

Blur your meeting background, choose a free image, or upload your own.



**Insights**

Access student engagement data from an intuitive dashboard.

## Moving to a virtual classroom

Creating an online classroom is an important step in moving to a remote learning environment. Microsoft Teams for Education provides an online classroom so students and teachers can find new ways to continue to focus on learning — free for schools and universities.

## Unlock Limitless Learning

The world is changing faster than ever – as are the skills students will need to be life-ready by the time they graduate. With affordable and easy to manage technology that transforms classroom time, educators can focus on delivering personalized learning experiences that help enable better learning outcomes.

## Support a hybrid learning environment

Creating an online classroom is an important step in moving to a remote learning environment. Microsoft Teams for Education provides an online classroom so students and teachers can find new ways to continue to focus on learning — free for schools and universities.

## Provide built-in accessibility tools at no extra cost

Deliver individualized instruction at scale with easy access to free Office 365 Education and Learning Tools that give students of all abilities independence and the opportunity to learn without stigma.




## Stay up to date on the latest news from Microsoft Education!

Each month you will receive an email that shares events we have planned, quick tips, easy to use resources about exciting new Microsoft Education tools, and ed tech news. Plus, each month comes with a highlighted course or resource to get you up and running quickly. All of this is totally free!

## Find the right technology for your school

Get personalized learning with affordable technology that saves teachers time and puts students at the center of their own learning.



September 21, 2021

### Help students discover the world with new Flipgrid Live Events

Flipgrid Live Events connect classrooms to subject matter experts and resources while providing students access to amazing locations across the globe.

[Educators](#) [Flipgrid](#) [Events & Announcements](#)




September 14, 2021

### New learning management system solutions from Microsoft partners

Whether you're looking to organize your virtual classroom in Microsoft Teams or incorporate more robust social-emotional learning tools and techniques into your students' daily lives, Microsoft Education's learning management system (LMS) partners can help you build a more engaged and connected classroom.

[Educators](#) [Microsoft Teams](#)  
[Social Emotional Learning](#)



September 09, 2021

### Organize classwork with four new Assignments features from Teams

Whether you're preparing for a new school year or are already in the thick of one, there is no better time than now to recommit to classroom organization with the help of Microsoft Teams.

[Educators](#) [Microsoft Teams](#)  
[Remote & Hybrid Learning](#)

## Microsoft launches new Teams features to support the future of global education

June 16, 2020 | Microsoft News Center India



Over 150 million students, faculty, institutional leaders, and teachers have been actively using Microsoft Education products, with Microsoft Teams as their central hub, to engage students in remote learning.

**New Delhi, 15 June 2020** – Microsoft announced 'Teams for Education' features to engage and prepare students and teachers for new remote and hybrid learning formats in the upcoming school year. These features include expanded audience view of up to 49

*S. Dean*  
M.G.M. Dental College and Hospital,  
Kamothe, Navi Mumbai 410 209.



participants, custom backgrounds, class insights, and virtual breakout rooms, among other new features.

Surveying nearly 500 members of the Microsoft Education community, comprising teachers and institutional leaders from around the world, Microsoft found that there has been a strong uptake in the use of remote learning tools. 61 percent expect to begin the next school year in a hybrid learning environment—a mix of remote and in-person learning—and 87 percent said they expect to use technology more in physical classrooms.

Microsoft academic solutions is enabling learning and continuity schools in India. [The British School in New Delhi](#) moved to Microsoft Teams to enable its teachers and students interact and collaborate in remote learning scenarios. Others such as [The Ardee School in New Friends Colony \(NFC\)](#) had started with remote learning via Teams even before the schools were shut due to the COVID-19 pandemic. Moving to Teams has provided teachers new tools to engage with their students remotely. While some teachers are using Kahoot quizzes at the end of their classes, others are encouraging students to create and share content using Sway, [Buncee](#), and [Paint 3D](#). To replicate the test environment, teachers are also sharing [Microsoft Forms](#) on Teams, which they need to fill and send back.

"Many teachers and faculty have been incorporating new tools into their lessons, often for the first time and students are experiencing new methods of learning, which will have an important, lasting impact on their future. With this transition, it has become clear that with the required physical distance between teachers and students, it's more important than ever to help educators find ways to connect with students and keep them engaged, motivated, and safe in a digital world. It is inspiring to see how technology is helping educators and students maintain learning continuity," said **Manish Prakash, Country General Manager-Public Sector, Health and Education, Microsoft India.**

New remote learning formats require educators to create compelling, engaging, and inclusive content to ensure strong student engagement. To support this, educators are turning to a central hub of digital tools for remote learning across different activities, while maintaining secure learning environments. In fact, over 150 million students, faculty, institutional leaders, and teachers have been actively using Microsoft Education products—with Teams for Education as that hub—to engage students in remote learning. The new 'Teams for Education' features are aimed at increasing student participation and give educators' new methods to keep students digitally engaged.

- **Accommodate 49 participants at once on a single screen:** Teams will be expanding its grid view to 7x7, accommodating up to 49 participants to boost student engagement, as well as social and emotional connection. Previews will be available later this month and available more widely later in the year.



- **Virtual breakout rooms:** Educators will be able to create virtual breakout sessions for students to meet and collaborate in small groups closer to the end of the year.

- **Enhancing student participation:** In 'Teams for Education', students can digitally **Raise Their Hands** during class meetings. Educators can also see **Attendance Reports** and, later in the





year, view **Class Insights**, an intelligent data analytics breakdown on student engagement in class, rate of assignments turned in, activity metrics and grades, with a new trends view.



**Meeting Lobby:** Maintaining student security and control over the classroom experience is critical. **New meeting options in Teams** prevent students from starting meetings unattended, allows educators to determine who can present in a meeting, and give educators the ability to ensure only assigned students can join a meeting.

- **Customized images and personalize learning spaces:** With people working, living, and learning in shared spaces at home, in addition to using background blur and pre-selected background images, students and teachers can customize their own images and as a result, personalize their own learning space.

- **Partner integrations:** 'Teams for Education' now also includes integrations with Kahoot, Prezi, GO1, Nearpod, Piazza, Gaggie, Moodle, Canvas, and others. Microsoft will continue to add partner integrations making it easier for schools and universities to use Teams.

#### **Providing accessible and inclusive education for students**

Microsoft has also built in Learning Tools like Immersive Reader into Microsoft Word, Microsoft Edge, Teams, OneNote, Flipgrid, and Minecraft: Education Edition to enable parents to support students across all reading levels or those who have difficulty reading or writing due to dyslexia or dysgraphia. Today, Immersive Reader is empowering over 23 million people with dyslexia and learning disabilities globally every month.

Creating accessible education is a key priority and core value to Microsoft's approach for Education. New experiences like [Microsoft Translator for Education](#), will empower educators to engage with students and their family members in their native languages as well as provide reading and literacy support via text and audio.

#### **Public-private partnerships are critical to the future success of educational institutions**

Microsoft will also continue working with a number of global non-governmental and non-profit organizations like UNESCO and UNICEF to harness technical expertise to support communities around the world with the highest need.

At the same time, educators, administrators, and institutional leaders will also be able to share their stories and tips or ask questions on the **Remote Learning Community**. With over 6,000 members, educators from around the world are providing professional development resources and coaching to complement what they receive from their individual administrators and districts. Microsoft Store Learning Experts will also be available to support educators and families with new resources and workshops.

#### **About Microsoft**

Microsoft (Nasdaq "MSFT" @microsoft) enables digital transformation for the era of an intelligent cloud and an intelligent edge. Its mission is to empower every person and every organization on the planet to achieve more. Microsoft set up its India operations in 1990. Today, Microsoft entities in India have over 11,000 employees, engaged in sales and marketing, research, development and customer services and support, across 11 Indian cities – Ahmedabad, Bengaluru, Chennai, New Delhi, Gurugram, Noida, Hyderabad, Kochi, Kolkata, Mumbai, and Pune. Microsoft offers its global cloud services from local data centers to accelerate digital transformation across Indian startups, businesses, and government organizations.

*Dr. Dean*  
M.G.M. Dental College and Hospital,  
Kamothe, Navi Mumbai 410 209.