



MAHATMA GANDHI MISSION'S DENTAL COLLEGE & HOSPITAL

Accredited by NAAC with "A" Grade
Plot No. 1 & 2 Sector-01 (Old 18 & 19),
Kamothe, Navi Mumbai- 410209
E-Mail ID: mgmdch@mgmmumbai.ac.in



DEPARTMENT OF PUBLIC HEALTH DENTISTRY **AWARENESS PROGRAMME ON PREVENTIVE MEASURES TO BE TAKEN FOR** **STUDENTS IN DENTAL TRAUMA**

Date: 05TH SEPT, 2021

Faculty:

Venue: Online

**Organising Agency: Dept. Od PHD, MGM
Dental College**

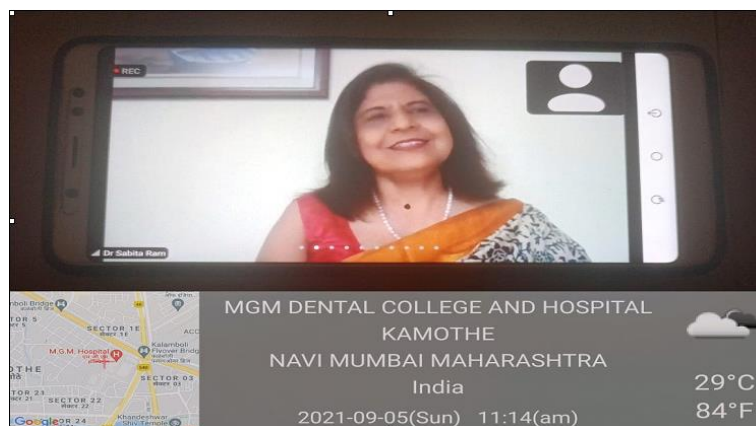
Number of Students attended: 121

Summary

On "In India the birthday of the second president Sarvepalli Radhakrishnan (5 September) is celebrated as Teachers' Day since 1962. On this very auspicious day we have presented a topic AWARENESS PROGRAMME ON PREVENTIVE MEASURES TO BE TAKEN FOR STUDENTS IN DENTAL TRAUMA"

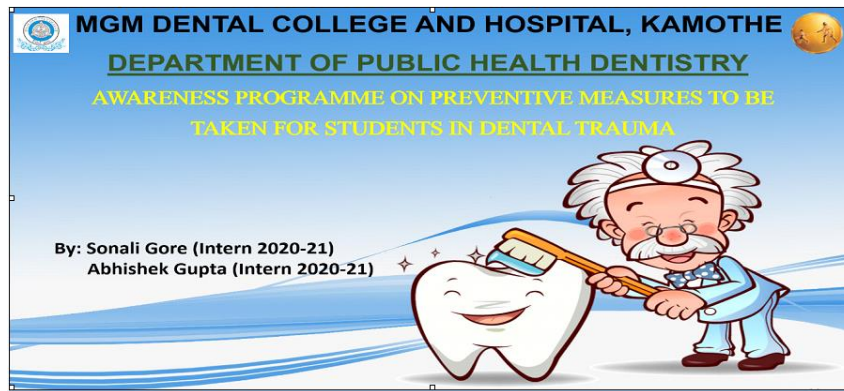
The Department of Public Health Dentistry of MGM Dental College and Hospital, Navi Mumbai, in association with Department of Paediatrics and Preventive Dentistry had organised an awareness programme among teachers Of MGM school and MGM law college by talking on dental trauma on 05th sept, 2021. The interns posted in Department of Public Health Dentistry had explained about the negligence and to overcome of seriousness of dental trauma.

The guest of honour for the programme was Dr. Sabita Ram.



Screenshot of Online Lecture

Sign:



Topics explained on interesting topics as follows by interns:

- Oral health and hygiene- Sonali Gore
- Know the tooth- Sonali Gore
- Causes of dental trauma- Sonali Gore
- Types of dental trauma- Sonali Gore
- Awareness about storage media- Abhishek Gupta
- Management- Abhishek Gupta
- Prevention- Abhishek Gupta
- Tetanus- Abhishek Gupta
- Oral health and hygiene

ORAL HEALTH AND HYGIENE

What is Oral Health?

According to the WHO, Oral health is a state of being free from chronic mouth and facial pain, oral and throat cancer, oral sores, birth defects such as cleft lip and palate, periodontal (gum) disease, tooth decay and tooth loss, and other diseases and disorders that affect the oral cavity.

Risk factors

unhealthy diet, tobacco use, alcohol use, and poor oral hygiene.

PROPER ORAL HYGIENE.

Proper oral hygiene can prevent tooth loss, periodontal disease and tooth decay.

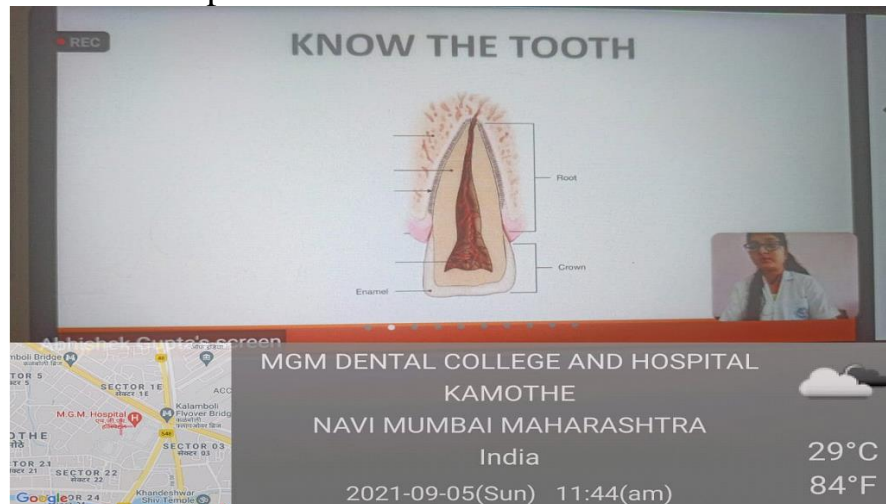
PREVENTIVE MEASURES FOR DENTAL DISEASES

- Reduce sugar intake.
- Brushing twice a day.
- Flossing once daily.
- Use of mouthwash.
- Healthy snack habit.
- Proper brushing method
- Regular Dental checkups

Sign:

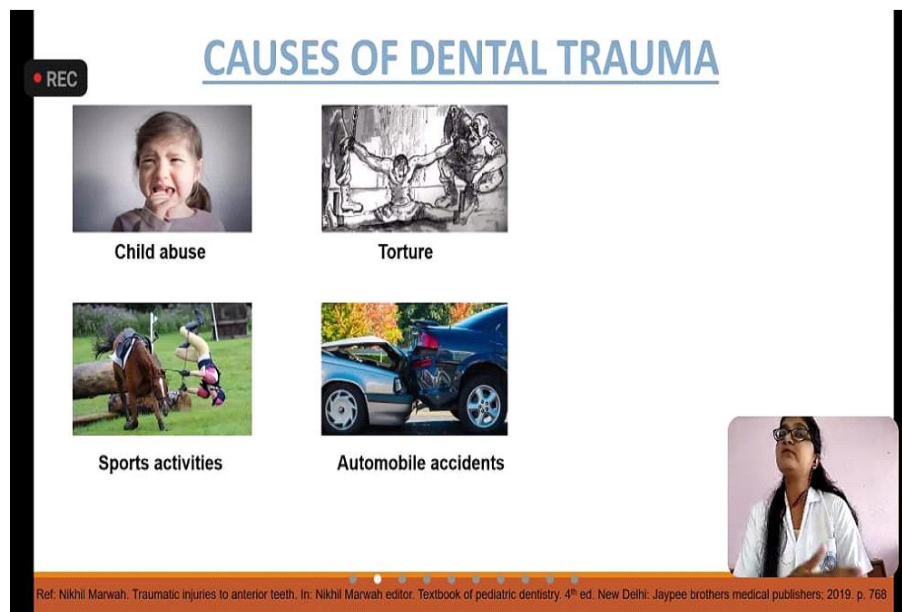
- **Know the tooth**

We had explained the different parts of tooth in detail related to dental trauma.



- **Causes of dental trauma**

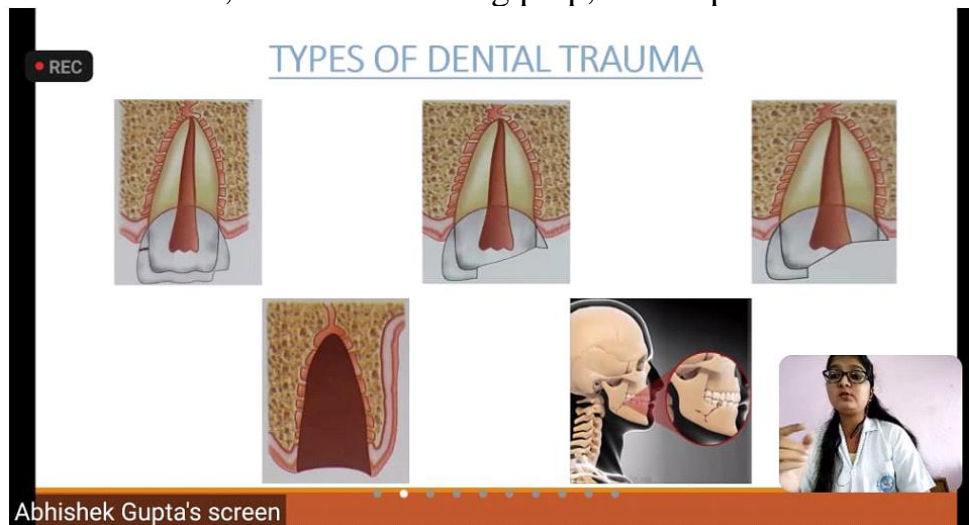
What could be the different causes of Dental trauma, so we had explained about the cause of dental trauma.



Sign:

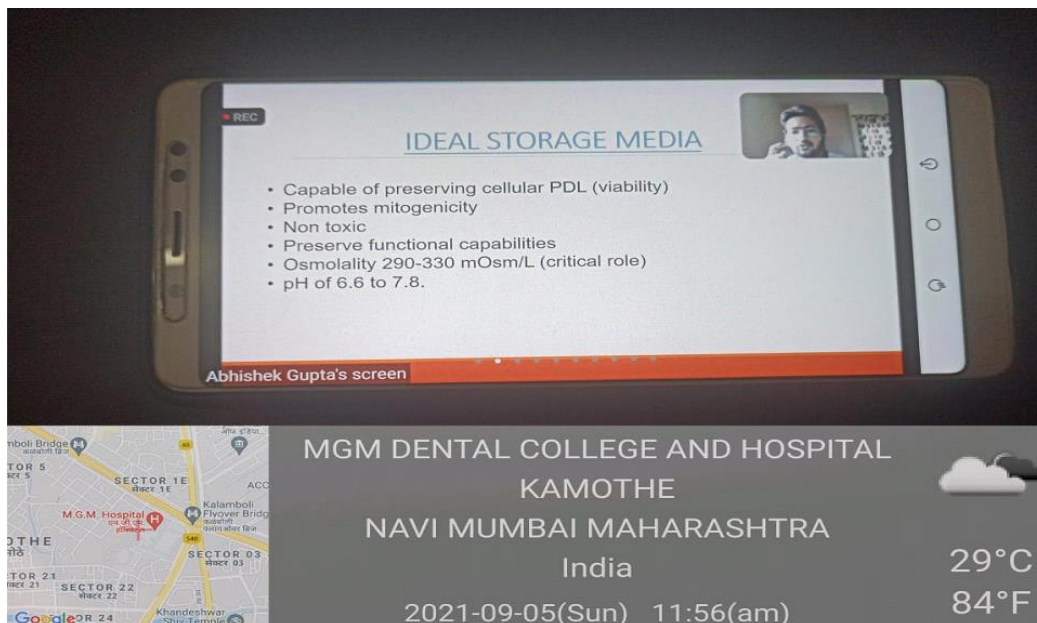
□ Types of dental trauma

On different level there are different fractures of tooth can be seen like only enamel fracture, enamel and dentine fracture, fracture involving pulp, or complete removal of tooth from socket.



• Awareness about storage media

In a study we have found that only 2.4% of teachers know about the storage media. So had talked on interesting storage media in which we can carry the tooth to reach dentist as soon as possible.



Sign:

REC

Storage media

- Natural
 - Milk
 - Coconut water
 - Egg white
 - Water
 - Saliva
- Synthetic
 - Normal saline
 - Gatorade
 - HBSS

Abhishek Gupta's screen

MGM DENTAL COLLEGE AND HOSPITAL
KAMOTHE
NAVI MUMBAI MAHARASHTRA
India
2021-09-05(Sun) 11:57(am)

29°C
84°F

• Management

So after as we receiving the tooth (in proper media) what procedures dentist carry out to treat the tooth had been explained in detailed.

WHAT DO WE DO WITH THE TOOTH?



Pre treatment:

Treat the tooth with doxycycline+ dexamethasone for 20 min.

Treatment:

- Stop the bleeding
- Anaesthetize the area
- Check for any fracture fragments in tooth socket
- Clean the tooth socket with saline
- Replantation
- Splinting
- Appoint after 2 weeks
- If tooth is vital, then we appoint the patient for x-ray at 10th day and later at 1,3,6 month then yearly
- If tooth becomes non-vital, then we proceed RCT and appoint the patient at 1,3,6 month and then yearly



Sign:

- **Prevention**

What are preventive measures that can be taken to avoid such injuries has been explained.

PREVENTION



• Helmet



• Mouth guard



• Turf

- **Tetanus**

As we all focus on the main injuries and avoid drastic injury like tetanus so we have explained about tetanus complications and management of it.

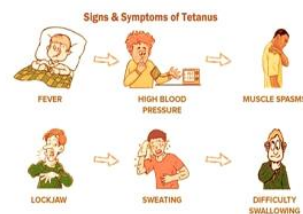
TETANUS

Tetanus is an acute infectious disease caused by toxigenic strains of the bacterium *Clostridium tetani* (C. tetani).

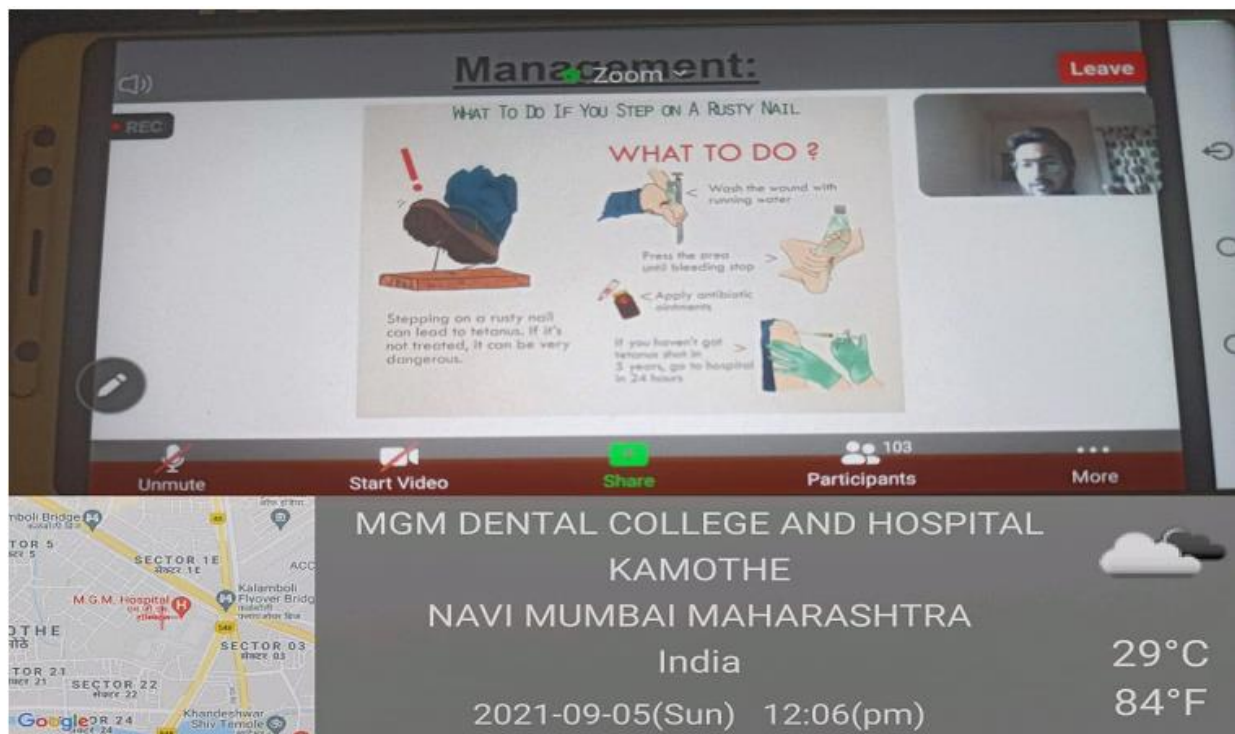
-Also called as 'lockjaw'

METHODS OF TRANSMISSION:

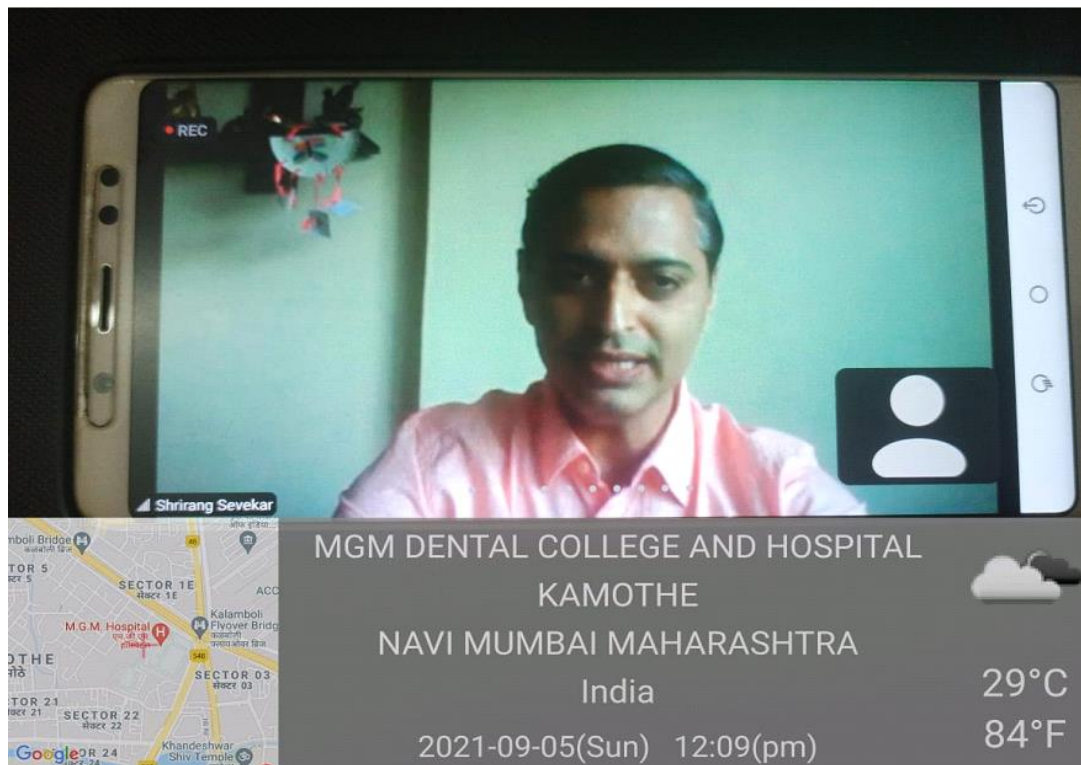
Tetanus may follow burns, deep puncture wounds, ear or dental infections, animal bites, abortion.



Sign:



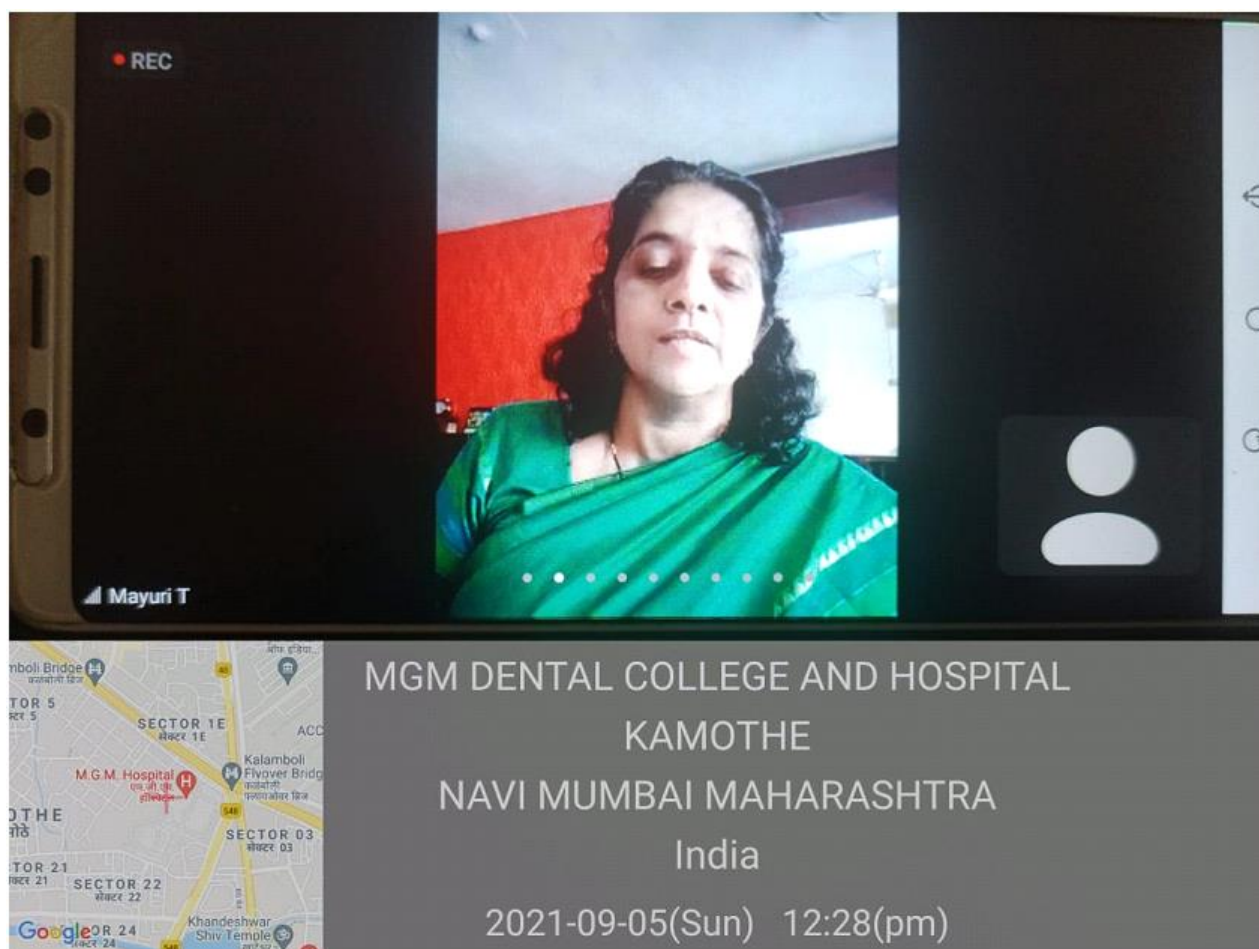
A brief explanation on "Golden Hour in Dental Trauma Management" given by Dr. Shirrang Sevekar Professor and H.O.D of Pediatrics and Preventive Dentistry of MGM Dental College and Hospital.



Sign:

- **Conclusion:**

All the teachers present in the meeting appreciated the presentation. They were glad to have an important and useful topic. The program was concluded with vote of thanks by Mayuri Ma'am.



Sign: